

**LUBRICATION AND FLUID HANDLING  
SYSTEMS AND COMPONENTS**

# **PRODUCTS CATALOGUE**

LUBRICATION AND FLUID HANDLING • SYSTEMS AND COMPONENTS

 SAMOA

V212

 **SAMOA**





## SAMOA QUALITY

For more than 50 years SAMOA has been manufacturing equipment for the lubrication professional. Our extensive program, fully designed and manufactured in SAMOA's own facilities, ranges from grease fittings and hand operated equipment to air operated pumps, hose reels, control guns, meters, waste oil and other fluid collection systems and fluid dispense and inventory control systems. Our products are present in more than 100 countries in the five continents and are used in all kinds of industries and environments.

SAMOA lubrication products are engineered to meet the most demanding requirements and have become the quality reference in many markets.

Located on the northern Spanish coast, SAMOA's manufacturing facilities are modern and are equipped with the latest state-of-the-art production equipment and technology. We are committed to manufacturing excellence, environmental sustainability and a healthy and safe workplace. Our facilities and work processes are subsequently ISO 9001, ISO 14001 and OHSAS 18001 certified.

Product Research and Development is a fundamental part of SAMOA's philosophy. We are in permanent contact with the market to identify new needs that we satisfy with product improvements and new products. Our continuous product improvement ensures that our products meet the requirements of worldwide in even the most demanding applications.

Our products are available through a selected network of knowledgeable distributors. This network provides a sales and consulting service to identify the products that would best meet your needs, and when required after sales service to ensure a long and satisfactory use of our equipment.







## LUBRICATION EQUIPMENT MARKETS AND APPLICATIONS

Lubrication and fluid handling equipment are used in multiple applications in different industries. A wide variety of vehicles, machines and industrial processes require regular lubrication maintenance to ensure their correct operation.

The products shown in this catalogue offer a complete range of solutions to satisfy almost every need to transfer, dispense and dose lubricants and other service fluids. They range from manual high pressure greasing and fluid transfer products to complete electronically controlled distribution systems in vehicle maintenance centres and automatic fluid distribution and dosing systems for production and assembly lines.

### AUTOMOTIVE AND COMMERCIAL VEHICLES

Service fluids handling and inventory management systems for:

- Franchised car and commercial vehicle dealers and independent car and commercial vehicle.
- Workshops.
- Petrol stations and quick maintenance centres.
- Bus and taxi maintenance centres.
- Municipal vehicle maintenance facilities.
- Freight fleets.
- Private carrier fleets.

### FLUIDS HANDLED

Mineral and synthetic based motor oil, gear oil, hydraulic oil, etc.

Grease.

Transmission fluid.

Coolant and antifreeze solutions.

Windshield wash solutions.

Low and high pressure water.

Diesel.

AdBlue® (DEF).

Compressed air.

### PRODUCTS USED

Air operated piston pumps for oil and grease.

Diaphragm pumps for antifreeze, coolant and windshield wash solutions, AdBlue® (DEF) and waste oil transfer and evacuation.

Electric pumps for oil and diesel.

Hose reels.

Hose end meters, delivery guns and high pressure greasing guns.

Fluid and inventory management systems.

Mobile and stationary equipment for waste oil collection.

Service accessories (hand pumps, bucket pumps, measures, shop furniture, etc.).







## **MINING AND CONSTRUCTION**

Service fluids handling and inventory management systems for:

- Above and underground vehicle maintenance facilities.
- Construction equipment maintenance centres.
- Remote service centres: lube and service trucks.

## **FLUIDS HANDLED**

Mineral and synthetic based motor oil, gear oil, hydraulic oil, etc.

Grease.

Transmission fluid.

Coolant and antifreeze solutions.

Low and high pressure water.

Diesel.

AdBlue® (DEF).

Compressed air.

## **PRODUCTS USED**

Air operated piston pumps for oil and grease.

Diaphragm pumps for antifreeze, coolant and windshield wash solutions, AdBlue® (DEF) and waste oil transfer and evacuation.

Electric pumps for oil and diesel.

Hose reels.

Hose end meters, delivery guns and high pressure greasing guns.

Fluid and inventory management systems.

Mobile and stationary equipment for waste oil collection.

Service accessories (hand pumps, bucket pumps, measures, shop furniture, etc.).





### **INDUSTRIAL**

Fluid handling and inventory management systems for:

- Any manufacturing plant that uses lubricants (hydraulic oil, gear oil, soluble oil, etc.) and/or grease for machinery maintenance.
- Any manufacturing or assembly process that consumes lubricants or grease as part of this process.

### **FLUIDS HANDLED**

Mineral and synthetic based motor oil, gear oil, hydraulic oil, soluble oil, etc.

Grease.

Transmission fluid.

Coolant and antifreeze solutions

Low and high pressure water.

Compressed air.

### **PRODUCTS USED**

Air operated piston pumps for oil and grease.

Diaphragm pumps for antifreeze, coolant and waste fluids transfer and evacuation.

Electric pumps for oil.

Hose reels.

Hose end meters, delivery guns and high pressure greasing guns.

Fluid and inventory management systems.

Batch preset and dosing systems.

Service accessories (hand pumps, bucket pumps, measures, shop furniture, etc.).







#### **OTHER MARKETS**

Agriculture: vehicle and machinery maintenance.  
Aviation: airplane and auxiliary vehicle maintenance.  
Marine: marine engine maintenance.  
Railroad: general maintenance.

#### **FLUIDS HANDLED**

Mineral and synthetic based motor oil, gear oil, hydraulic oil, etc.  
Grease.  
Transmission fluid.  
Coolant and antifreeze solutions.  
Low and high pressure water.  
Diesel.  
AdBlue® (DEF).  
Compressed air.

#### **PRODUCTS USED**

Air operated piston pumps for oil and grease.  
Diaphragm pumps for antifreeze, coolant and windshield wash solutions, AdBlue® (DEF) and waste oil transfer and evacuation.  
Electric pumps for oil and diesel.  
Hose reels.  
Hose end meters, delivery guns and high pressure greasing guns.  
Fluid and inventory management systems.  
Mobile and stationary equipment for waste oil collection.  
Service accessories (hand pumps, bucket pumps, measures, shop furniture, etc.).





<b>01</b>		<b>AIR OPERATED OIL PUMPS AND KITS</b>	
		AIR OPERATED PISTON PUMPS FOR OIL AND LUBRICANTS . . . . .	10
		PUMPMASTER 2 OIL PUMPS . . . . .	12
		PUMPMASTER 4 OIL PUMPS . . . . .	14
		PUMPMASTER 6 OIL PUMPS . . . . .	17
		OIL PUMP CONNECTION KITS . . . . .	18
		OIL PUMP ACCESSORIES . . . . .	23
<b>02</b>		<b>AIR OPERATED GREASE PUMPS AND KITS</b>	
		AIR OPERATED PISTON PUMPS FOR GREASE. . . . .	26
		PUMPMASTER 3 GREASE PUMPS . . . . .	27
		PUMPMASTER 3+3 GREASE PUMPS . . . . .	28
		PUMPMASTER 6 GREASE PUMPS . . . . .	29
		GREASE PUMP AND CONNECTION KITS . . . . .	30
		INDUCTOR PLATE FOR 185 KG DRUMS . . . . .	31
		GREASE PUMP ACCESSORIES . . . . .	31
<b>03</b>		<b>AIR OPERATED PUMPS FOR OTHER SERVICE FLUIDS</b>	
		AIR OPERATED DOUBLE DIAPHRAGM PUMPS . . . . .	34
		DF30 NON METALLIC PUMPS . . . . .	36
		DF30 NON METALLIC PUMPS WITH DUAL INLET . . . . .	37
		DF50 METALLIC AND NON METALLIC PUMPS . . . . .	38
		DF50 METALLIC AND NON METALLIC PUMPS WITH DUAL INLET . . . . .	39
		DF100 METALLIC AND NON METALLIC PUMPS. . . . .	40
		DIAPHRAGM PUMP ACCESSORIES . . . . .	41
		AIR OPERATED PISTON PUMPS FOR OTHER FLUIDS . . . . .	42
		PUMPMASTER 2 SUCTION PUMP . . . . .	42
		PUMPMASTER 2 NICKEL COATED LIQUID PUMP . . . . .	43
		PUMPMASTER 2 AND 4 STAINLESS STEEL PISTON PUMPS . . . . .	43
<b>04</b>		<b>HOSE REELS</b>	
		HOSE REELS GENERAL INFORMATION . . . . .	46
		501 SERIES DOUBLE PEDESTAL ARM HOSE REELS . . . . .	47
		506 SERIES SINGLE ARM HOSE REELS . . . . .	48
		507 SERIES INDIVIDUALLY ENCLOSED REELS . . . . .	50
		504 SERIES DOUBLE PEDESTAL ARM HOSE REELS . . . . .	52
		505 SERIES DOUBLE PEDESTAL ARM FULL METAL HOSE REELS . . . . .	54
		508 SERIES HEAVY DUTY HIGH DELIVERY REELS. . . . .	56
		COMPACT REELS FOR AIR AND CABLE. . . . .	58
		HOSE REEL MOUNTING ACCESSORIES . . . . .	59
		WORKSITE TWO, FLUID AND ENERGY SERVICE COLUMN . . . . .	60
<b>05</b>		<b>METERING AND CONTROL EQUIPMENT</b>	
		CONTROL GUNS FOR OIL AND GREASE . . . . .	62
		OTHER CONTROL GUNS, OIL BAR . . . . .	63
		HOSE END METERS FOR OIL. . . . .	64
		HOSE END METERS FOR OIL, GREASE AND OTHER SERVICE FLUIDS . . . . .	65
		IN-LINE METERS . . . . .	66
		CONTROL GUN AND HOSE END METER ACCESSORIES . . . . .	67
		ADVANCED MONITORING SYSTEM. . . . .	68
		TANK ALERT AND TANK MANAGEMENT SYSTEM. . . . .	71
		CONTROL MASTER OIL MONITORING SYSTEM . . . . .	72
		INVENTORY MANAGEMENT CONSOLE . . . . .	73

<b>06</b>	<b>MOBILE UNITS</b>	
	MOBILE GREASE UNITS WITH PUMPMASTER 3 PUMPS . . . . .	76
	MOBILE GREASE UNITS FOR DRUMS WITH PUMPMASTER 3+3 PUMPS . . . . .	79
	MOBILE EXTRUSION UNITS . . . . .	81
	SELF CONTAINED OIL DISPENSERS . . . . .	82
	MOBILE UNITS OIL DISPENSER . . . . .	84
	MOBILE DISPENSERS FOR OTHER SERVICE FLUIDS . . . . .	85
	DRUM TROLLEYS . . . . .	86
<b>07</b>	<b>STATIONARY PUMP PACKAGES GREASE AND OIL</b>	
	PUMPMASTER 3 GREASE PUMP PACKAGES . . . . .	88
	PUMPMASTER 3+3 GREASE PUMP PACKAGES . . . . .	89
	PUMPMASTER 2/1:1 PRESSURE RATIO PUMP PACKAGES . . . . .	90
	PUMPMASTER 2/3:1 PRESSURE RATIO PUMP PACKAGES . . . . .	91
	PUMPMASTER 2/3:1 PRESSURE RATIO PUMP PACKAGES WITH HOSE REEL . . . . .	92
	PUMPMASTER 2/3:1 PRESSURE RATIO PUMP PACKAGES FOR 1.000 LITRE IBCS . . . . .	93
	LUBRICATION BENCHES . . . . .	94
	FIELD SERVICE UNITS . . . . .	95
<b>08</b>	<b>WASTE OIL EQUIPMENT</b>	
	WASTE OIL GRAVITY RECEIVERS, 100 LITRES . . . . .	98
	WASTE OIL GRAVITY RECEIVERS, 70 LITRES . . . . .	99
	WASTE OIL SUCTION UNITS, 100 LITRES . . . . .	100
	WASTE OIL SUCTION UNITS, 24 AND 70 LITRES . . . . .	101
	COMBINED WASTE OIL SUCTION AND GRAVITY UNITS, 100 LITRES . . . . .	102
	COMBINED WASTE OIL SUCTION AND GRAVITY UNITS, 70 LITRES . . . . .	103
	SPECIAL WASTE OIL AND COOLANT GRAVITY RECEIVERS . . . . .	104
	WASTE OIL EVACUATION PUMP KITS . . . . .	105
	EVACUMASTER WASTE OIL SUCTION UNIT . . . . .	106
	AUTOVAC WASTE OIL SUCTION SYSTEM . . . . .	107
	EVACUMASTER AND AUTOVAC ACCESSORIES . . . . .	108
	WASTE OIL EQUIPMENT ACCESSORIES . . . . .	109
<b>09</b>	<b>ELECTRIC PUMPS FOR OIL AND DIESEL</b>	
	DC DIESEL PUMPS . . . . .	112
	AC DIESEL PUMPS . . . . .	114
	DIESEL PUMP ACCESSORIES . . . . .	116
	DC OIL PUMPS . . . . .	117
	AC OIL PUMPS . . . . .	118
	AC OIL PUMPS WITH ELECTRIC PRESSURE SWITCH . . . . .	119
	HIGH PERFORMANCE ELECTRIC OIL PUMPS . . . . .	120
	ELECTRIC OIL PUMP PACKAGES . . . . .	121

**10****LUBRICATION AND FLUID HANDLING. PRODUCTS AND ACCESSORIES**

GREASE NIPPLES . . . . .	124
LEVER ACTION GREASE PUMPS . . . . .	126
MANUAL HAND HELD GREASE PUMPS . . . . .	127
AIR OPERATED AND BATTERY HAND HELD GREASE PUMPS . . . . .	128
FILLER PUMPS AND FITTINGS . . . . .	129
GREASE CONNECTORS AND NOZZLES . . . . .	130
GREASE HOSES AND STEMS . . . . .	131
GREASE COMPRESSORS AND BUCKET PUMPS . . . . .	132
DRUM PUMPS FOR OIL . . . . .	133
DRUM PUMPS FOR VARIOUS FLUIDS . . . . .	134
FUNNELS, MEASURES, JERRY CANS AND GRAVITY COCKS . . . . .	135
SUCTION, SPRAY AND BLOW GUNS. WATER GUNS AND TYRE GAUGES . . . . .	136
AIR TREATMENT UNITS (FRLS) . . . . .	137
AIR COUPLERS . . . . .	138
CONNECTION ADAPTORS FOR COMPRESSED AIR . . . . .	139

**11****WORKSHOP FURNITURE**

WORK BENCHES . . . . .	142
TOOL CABINETS AND BOARDS . . . . .	144
SERVICE TROLLEYS . . . . .	145
ACCESSORIES . . . . .	146

**PART NUMBER INDEX**

PART NUMBER INDEX . . . . .	148
-----------------------------	-----



**AIR OPERATED OIL PUMPS AND KITS**

AIR OPERATED PISTON PUMPS FOR OIL AND LUBRICANTS . . . . .	10
PUMPMASTER 2 OIL PUMPS . . . . .	12
PUMPMASTER 4 OIL PUMPS . . . . .	14
PUMPMASTER 6 OIL PUMPS . . . . .	17
OIL PUMP CONNECTION KITS . . . . .	18
OIL PUMP ACCESSORIES . . . . .	23





## AIR OPERATED PISTON PUMPS FOR OIL AND LUBRICANTS

It all starts with the pump; the heart of the system. The choice of a pump requires a wide variety of factors to be considered so that your system will provide years of dependable service. SAMOA has engineered a broad offering of oil pumps to handle a wide variety of applications. This range of pumps will fit original container sizes and bulk storage tanks; covering applications ranging from the transfer of oil to very large centralized systems.

### WHY CHOOSE AN AIR OPERATED PUMP?

Compressed air provides the best power source because it allows the pump to stall against fluid back pressure. When the dispense handle is opened, the fluid pressure drops in the system, the pump automatically starts and oil flows. When the dispense handle is closed, back pressure is created in the system. When the amount of back pressure equals the force of the compressed air pushing on the pump, the system stops or stalls. When using other power sources such as electric or hydraulic, the system must have pressure sensing switches, bypass loops and relief valves, or other methods to control the motor and pressure.

### BALANCED PISTON PUMP - DIFFERENTIAL AIR MOTOR

SAMOA's oil pumps are designed to provide years of dependable service. The in-line balanced design insures that a maximum amount of energy is directed into the pump. The balanced design provides an even distribution of loads allowing for long seal life. All SAMOA oil pumps have a double acting design, pumping product on both the upstroke and the downstroke.

The differential air motor has proven to be the most durable design for oil pumps. This simple yet effective method to create the air motor reciprocating motion, requires very few moving parts and works well even with adverse compressed air supply conditions.

### PRESSURE AND VOLUME

An important, and often confusing, aspect of selecting a pump is how to determine which pump ratio and what pump size to select. The pump ratio is calculated by dividing the surface area of the air motor piston by the surface area of the fluid piston. Fluid pressure is determined by

multiplying the pump ratio by the compressed air pressure. This determines the fluid pressure at the fluid outlet of the pump. Fluid pressure is required to get the oil from the pump outlet to the dispense point. Restrictions such as the length and diameter of pipes, hoses, hose reels, solenoid valves, pulse meters, control handles, and other system components create friction in the system. Sufficient fluid pressure is required to overcome this friction, in order to get the oil to the dispense point.

Pump size determines the amount of fluid flowing through the piston pump outlet during each cycle of the pump. Three different sizes of pumps with the same ratio will each deliver a different flow rate. A variety of factors help determine the pump size to choose for your system. How many dispense points will be operating at the same time? What kind of work will you be doing; filling a crankcase or filling a hydraulic reservoir?, etc.

For many applications, the following pump selection recommendations are generally valid:

OIL DISPENSING OUTLETS	1 - 3	1 - 3	1 - 3	3+	3+
Total pumping distance	Up to 50 m	Up to 100 m	More than 100 m	Up to 100 m	More than 100 m
Piping recommendation (diam x wall thickness)	22 x 1,5 mm	28 x 1,5 mm	35 x 2 mm	28 x 1,5 mm	35 x 2 mm
<b>PUMP TYPE</b>					
<b>PumpMaster 2/1:1</b> pressure ratio	Can be used for distances up to 10 m in systems without hose reels				
<b>PumpMaster 2/3:1</b> pressure ratio	YES				
<b>PumpMaster 4/3:1</b> pressure ratio	YES	YES		YES	
<b>PumpMaster 4/5:1</b> pressure ratio			YES	YES	
<b>PumpMaster 6/10:1</b> pressure ratio			YES		YES

This data provides a general pump selection guide. Each application varies and should be carefully analyzed for special conditions that may require a pump selection other than the recommendations listed. These special conditions can include viscosity of product pumped, ambient temperature, pipe diameter and layout, simultaneous operation of several dispensing outlets, or volume delivery requirements.

Piping recommendations are based on the use of hose reels with hose end meters. For motor oil (SAE 10 W-40) flow delivery is approx. 10 l/min and the flow delivery with gear oil (SAE 80/90) approx. 2 l/min. Figures are based on a room temperature of 20 °C and piping routed indoors.



**PUMPMASTER 2**

These pumps are high efficiency air operated pumps specifically designed for lubricant transfer, oil distribution packages and small systems. They have an innovative air motor with a patented air valve. The air valve provides the pump with a very fast reciprocating action that contributes to improved pump performance. The air motor's unique design avoids the dead volumes present in most air motors and overall air consumption is reduced by up to 40%. The PumpMaster 2 air motor has been designed to work in even in the most demanding environments, such as with wet, contaminated air supply.



**PUMPMASTER 4**

These heavy duty air operated pumps are designed for lubricant distribution systems. Their proven highly reliable air motor and high performance pump makes this pump family the preferred choice in the most demanding oil distribution systems. PumpMaster 4 air motors have a built in port for placing a pressure relief valve to prevent damage in the system caused by over pressure due to oil thermal expansion.



**PUMPMASTER 6**

These pumps are high performance, high pressure pumps for applications with long piping distances, cold temperatures or when low air pressure would limit pump performance. Severe duty construction for maximum reliability.





Double acting air operated low pressure pumps for transferring lubricants and other non-corrosive fluids. Pumps include height adjustable bung adaptor 2" BSP (M) for tank or drum mounting.

**Typically used in all types of industries for fast and clean transfer of lubricants.**



**PRODUCTS HANDLED**

- Synthetic and mineral based lubricants.
- Transmission Fluid.
- Hydraulic oil.
- Diesel.
- Grease up to NLGI-2 (long pump only).

**MARKETS**

- Vehicle maintenance centres.
- Fleet service facilities.
- Manufacturing plants.
- Agriculture.
- Marine.
- Mining and construction.

**MODELS**

APPLICATION	PUMP TUBE HEIGHT	TOTAL HEIGHT	WEIGHT	PART No.
WALL MOUNTED, STUB PUMP	215 mm	500 mm	3 kg	<b>351 120</b>
60 L (16 GAL) DRUM	725 mm	1.010 mm	5 kg	<b>356 120</b>
205 L (55 GAL) DRUM	915 mm	1.200 mm	5,2 kg	<b>352 120</b>

**TECHNICAL DATA PRESSURE RATIO 1:1**

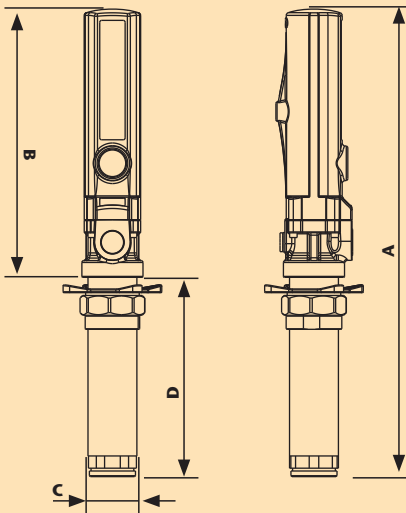
Air pressure operating range	3 - 10 bar (40 to 140 psi)
Air consumption (1)	335 NL/min (1.8 cfm)
Maximum fluid outlet pressure	10 bar (140 psi)
Air motor diameter	51 mm (2")
Air motor effective diameter	35 mm (1.4")
Air motor stroke	75 mm (3")
Number of cycles per minute (2)	160
Maximum free flow delivery (3)	55 l/min (14.53 US gpm)
Air inlet	1/4" NPSM (F)
Fluid inlet (short pump only)	1" NPSM (F)
Fluid outlet	3/4" NPSM (F)
Wetted and seal materials	Aluminum / Steel / Zinc / NBR / Acetal / Polyurethane
Noise level (4)	80 dB

**DIMENSIONS (mm)**

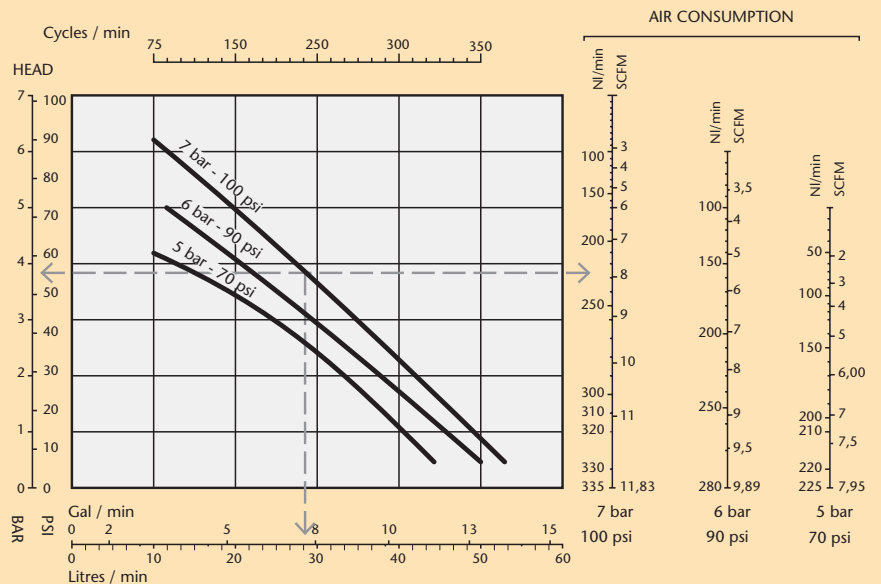
MODEL	351 120	356 120	352 120
A (mm)	500	1.010	1.200
B (mm)	285	285	285
C (mm)	52	52	52
D (mm)	215	725	915

- (1) Maximum air consumption with 7 bar air inlet pressure and free delivery.  
 (2) Number of cycles per minute for a flow rate of 20 l/min (5.3 US gpm).  
 (3) Maximum free delivery at 7 bar.  
 (4) Maximum noise level measured at 1 m from the pump, 7 bar air pressure and free delivery.

**DIMENSIONS**



**SAE 30 - 20 °C CAPACITY**



**PUMPMASTER 2 OIL PUMPS**

OIL PUMPS, PRESSURE RATIO 3:1

353 121

Double acting air operated medium pressure pumps for dispensing lubricants from mobile units, oil distribution packages and small systems. Pumps are capable of pumping all types of lubricants, even those of high viscosity. Pumps include height adjustable bung adaptor 2" BSP (M) (PN 609 007) except 353 121.

**Typically used in workshops, service stations, fast lube centres, etc.**

**PRODUCTS HANDLED**

- Synthetic and mineral based lubricants.
- Hydraulic oil.
- Gear oil.
- Transmission Fluid.

**MARKETS**

- Vehicle maintenance centres.
- Fleet service facilities.
- Manufacturing plants.
- Agriculture.
- Marine.

MODELS				
APPLICATION	PUMP TUBE HEIGHT	TOTAL HEIGHT	WEIGHT	PART No.
STUB PUMP	200 mm	495 mm	3,0 kg	<b>353 120</b>
WALL MOUNTED STUB PUMP*	200 mm	495 mm	3,0 kg	<b>353 121</b>
60 L (16 GAL) DRUM	700 mm	995 mm	3,9 kg	<b>358 120</b>
205 L (55 GAL) DRUM	905 mm	1.200 mm	4,2 kg	<b>354 120</b>

\* Pump with no bung adaptor. For wall mounting using 4 M6 screws and bracket 360 103

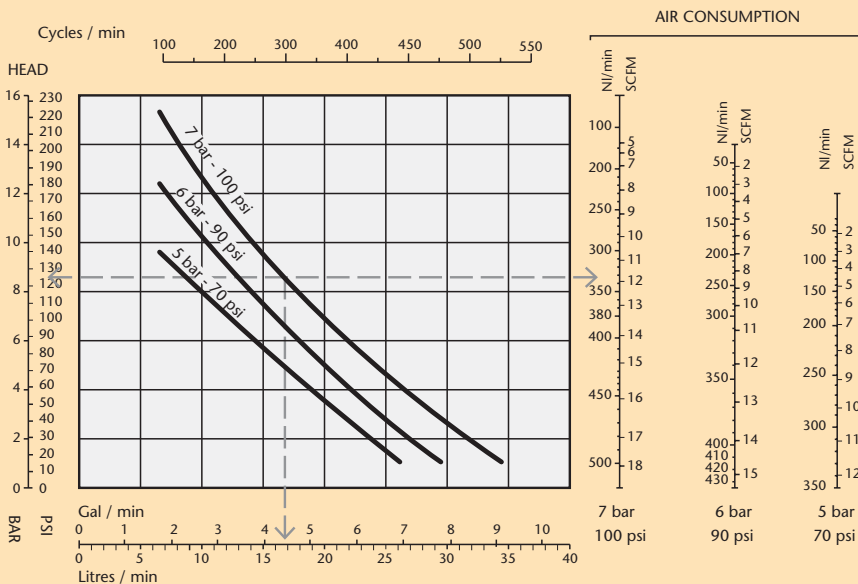


TECHNICAL DATA PRESSURE RATIO 3:1	
Air pressure operating range	3 - 10 bar (40 to 140 psi)
Air consumption (1)	500 NL/min (17.6 cfm)
Maximum fluid outlet pressure	30 bar (420 psi)
Air motor diameter	51 mm (2")
Air motor effective diameter	35 mm (1.4")
Air motor stroke	75 mm (3")
Number of cycles per minute (2)	175
Maximum free flow delivery (3)	35 l/min (9.3 US gpm)
Air inlet	1/4" NPSM (F)
Fluid inlet (short pump only)	3/4" BSP (F)
Fluid outlet	1/2" NPSM (F)
Wetted and seal materials	Aluminum / Steel / Zinc / NBR / PTFE
Noise level (4)	80 dB

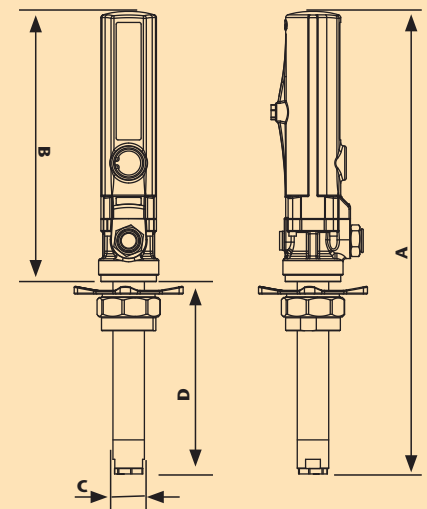
- (1) Maximum air consumption with 7 bar air inlet pressure and free delivery.
- (2) Number of cycles per minute for a flow rate of 10 l/min (2.7 US gpm).
- (3) Maximum free delivery at 7 bar.
- (4) Maximum noise level measured at 1 m from the pump, 7 bar air pressure and free delivery.

DIMENSIONS (mm)				
MODEL	353 120	353 121	358 120	354 120
A (mm)	495	495	995	1.200
B (mm)	295	295	295	295
C (mm)	34	34	34	34
D (mm)	200	200	700	905

**SAE 30 - 20 °C CAPACITY**



**DIMENSIONS**



340 120

OIL PUMPS, PRESSURE RATIO 3:1



Double acting air operated medium pressure and high volume pumps for dispensing lubricants in medium size installations including multiple dispensing points with simultaneous operation. Pumps are capable of pumping all types of lubricants, even those of high viscosity. Pumps include height adjustable bung adaptor 2" BSP (M) for drum and tank mounting and a built in port for connecting a pressure relief valve (PN 609 007).

**Typically used in workshops, service stations, fast lube centres, fleet maintenance in mining, agriculture, armed forces, construction, trains, etc, in medium length installations with simultaneous operation outlets.**

**PRODUCTS HANDLED**

- Synthetic and mineral based lubricants.
- Gear oil.
- Hydraulic oil.
- Transmission Fluid.

**MARKETS**

- Vehicle maintenance centres.
- Fleet service facilities.
- Manufacturing plants.
- Agriculture, mining and construction.
- Lube trucks.
- Marine.

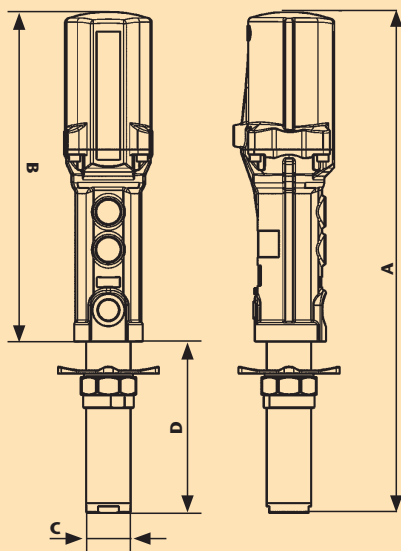
DIMENSIONS (mm)		
MODEL	340 120	341 120
A (mm)	585	1.295
B (mm)	385	385
C (mm)	52	52
D (mm)	200	910

MODELS				
APPLICATION	PUMP TUBE HEIGHT	TOTAL HEIGHT	WEIGHT	PART NO.
WALL MOUNTED, STUB PUMP	200 mm	585 mm	6,3 kg	<b>340 120</b>
205 L (55 GAL) DRUM	910 mm	1.295 mm	8,3 kg	<b>341 120</b>

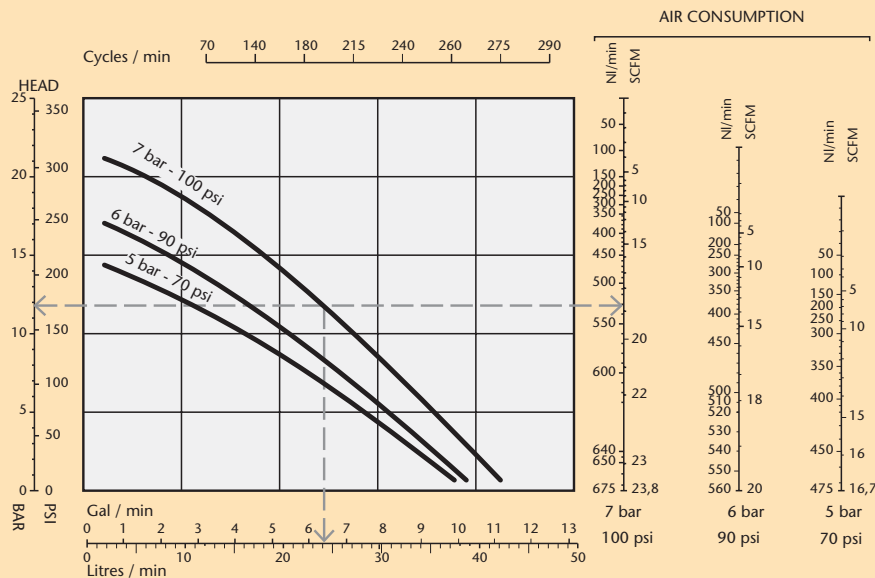
TECHNICAL DATA PRESSURE RATIO 3:1	
Air pressure operating range	3 - 10 bar (40 to 140 psi)
Air consumption (1)	675 NL/min (23.8 cfm)
Maximum fluid outlet pressure	30 bar (420 psi)
Air motor diameter	88 mm (3.5")
Air motor effective diameter	60 mm (2.4")
Air motor stroke	100 mm (4")
Number of cycles per minute (2)	140
Maximum free flow delivery (3)	42 l/min (11.1 US gpm)
Air inlet	3/8" NPSM (F)
Fluid inlet (short pump only)	1" BSP (F)
Fluid outlet	3/4"NPSM (F)
Wetted and seal materials	Aluminum / Steel / Zinc / Polyurethane / NBR / PTFE
Noise level (4)	93 dB

- (1) Maximum air consumption with 7 bar air inlet pressure and free delivery.  
 (2) Number of cycles per minute for a flow rate of 10 l/min (2.7 US gpm).  
 (3) Maximum free delivery at 7 bar.  
 (4) Maximum noise level measured at 1 m from the pump, 7 bar air pressure and free delivery.

**DIMENSIONS**



**SAE 30 - 20 °C CAPACITY**



**PUMPMASTER 4 OIL PUMPS**

OIL PUMPS, PRESSURE RATIO 5:1

347 120

Double acting air operated high pressure pumps for dispensing lubricants in large size installations including multiple dispensing points with simultaneous operation. Pumps are capable of pumping all types of lubricants, even those of high viscosity. Pumps include height adjustable bung adaptor 2" BSP (M) for drum and tank mounting and a built in port for connecting a pressure relief valve (PN 609 007).

**Typically used in workshops, service stations, fast lube centres, fleet maintenance in mining, agriculture, armed forces, construction, trains, etc, in medium large installations even with simultaneous operation outlets.**

**PRODUCTS HANDLED**

- Synthetic and mineral based lubricants.
- Gear oil.
- Hydraulic oil.
- Transmission Fluid.

**MARKETS**

- Vehicle maintenance centres.
- Fleet service facilities.
- Manufacturing plants. Mining and construction.
- Lube trucks.
- Marine.

MODELS				
APPLICATION	PUMP TUBE HEIGHT	TOTAL HEIGHT	WEIGHT	PART No.
WALL MOUNTED, STUB PUMP	278 mm	663 mm	5,0 kg	<b>347 120</b>
205 L (55 GAL) DRUM	915 mm	1.300 mm	7,0 kg	<b>348 120</b>

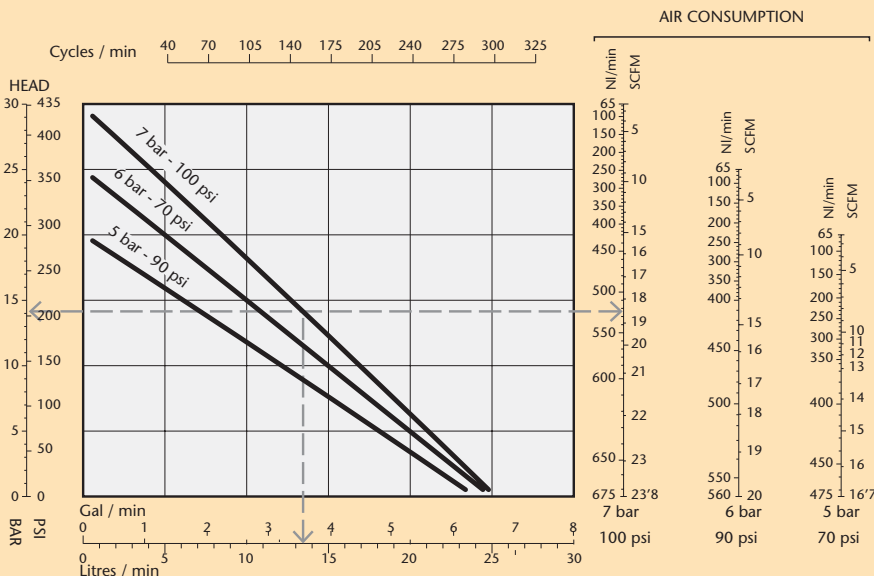
TECHNICAL DATA PRESSURE RATIO 5:1	
Air pressure operating range	3 - 10 bar (40 to 140 psi)
Air consumption (1)	675 NL/min (23.8 cfm)
Maximum fluid outlet pressure	50 bar (700 psi)
Air motor diameter	88 mm (3.5")
Air motor effective diameter	60 mm (2.4")
Air motor stroke	100 mm (4")
Number of cycles per minute (2)	145
Maximum free flow delivery (3)	30 l/min (8 US gpm)
Air inlet	3/8" NPSM
Fluid inlet (short pump only)	1" BSP
Fluid outlet	3/4" NPSM
Wetted and seal materials	Aluminum / Steel / Zinc / Polyurethane / NBR / PTFE
Noise level (4)	95 dB

- (1) Maximum air consumption with 7 bar air inlet pressure and free delivery.  
 (2) Number of cycles per minute for a flow rate of 10 l/min (2.7 US gpm).  
 (3) Maximum free delivery at 7 bar.  
 (4) Maximum noise level measured at 1 m from the pump, 7 bar air pressure and free delivery.

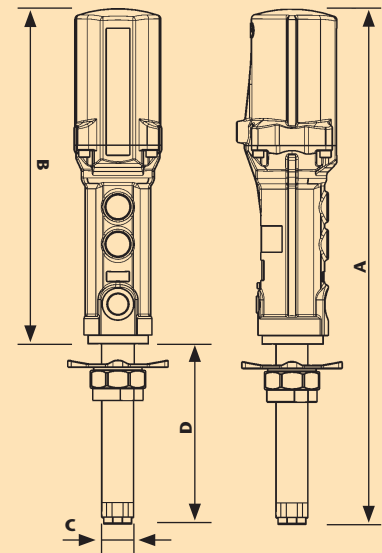


DIMENSIONS (mm)		
MODEL	347 120	348 120
A (mm)	663	1,300
B (mm)	385	385
C (mm)	42	42
D (mm)	278	915

**SAE 30 - 20 °C CAPACITY**



**DIMENSIONS**







Double acting air operated high-pressure pump for dispensing lubricants in applications requiring high pressure and low flow rates, such as medium to large size installations including multiple dispensing points with no simultaneous use. Pump is capable of pumping all types of lubricants, even those of high viscosity. Pumps include height adjustable bung adaptor 2" BSP (M) for drum or tank mounting and a built in port for connecting a pressure relief valve (PN 609 007).

**Typically used in workshops, service stations, fast lube centres, fleet maintenance in mining, agriculture, armed forces, construction, trains, etc.**

**PRODUCTS HANDLED**

- Synthetic and mineral based lubricants.
- Hydraulic oil.
- Gear oil.
- Transmission fluid.
- Corrosion protection fluids.

**MARKETS**

- Vehicle maintenance centres.
- Fleet service facilities.
- Manufacturing plants.
- Marine.
- Mining and construction.
- Lube trucks.

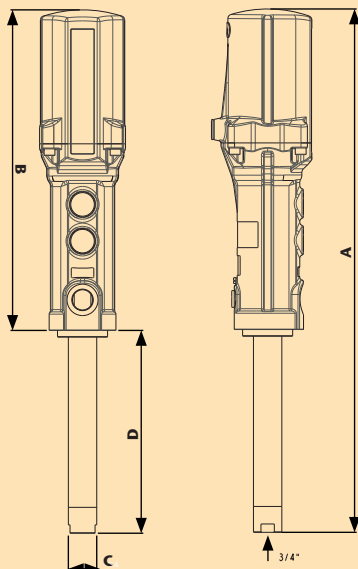
MODELS				
APPLICATION	PUMP TUBE HEIGHT	TOTAL HEIGHT	WEIGHT	PART No.
WALL MOUNTED, STUB PUMP	242 mm	627 mm	5,2 kg	<b>349 120</b>

TECHNICAL DATA PRESSURE RATIO 8:1	
Air pressure operating range	3 -10 bar (40 to 140 psi)
Air consumption (1)	675 NL/min (23.8 cfm)
Maximum fluid outlet pressure	80 bar (1,120 psi)
Air motor diameter	88 mm (3.5")
Air motor effective diameter	60 mm (2.4")
Air motor stroke	100 mm (4")
Number of cycles per minute (2)	175
Maximum free flow delivery (3)	22 l/min (5.8 US gpm)
Air inlet	3/8" NPSM (F)
Fluid inlet	3/4" BSP (F)
Fluid outlet	3/4" NPSM (F)
Wetted and seal materials	Aluminum / Steel / Zinc / NBR / PTFE
Noise level (4)	95 dB

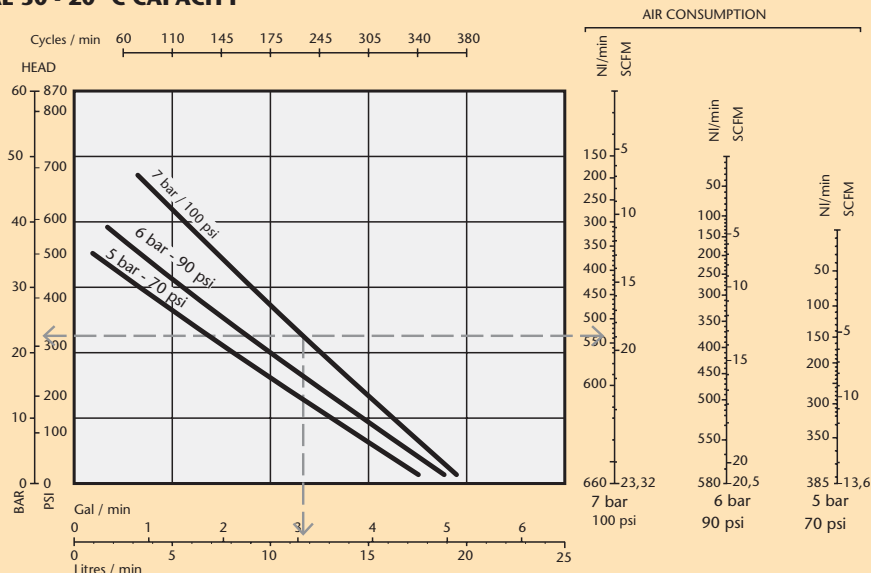
DIMENSIONS (mm)	
A (mm)	627
B (mm)	385
C (mm)	34
D (mm)	242

(1) Maximum air consumption with 7 bar air inlet pressure and free delivery.  
 (2) Number of cycles per minute for a flow rate of 10 l/min (2.7 US gpm).  
 (3) Maximum free delivery at 7 bar.  
 (4) Maximum noise level measured at 1 m from the pump, 7 bar air pressure and free delivery.

**DIMENSIONS**



**SAE 30 - 20 °C CAPACITY**



**PUMPMASTER 6 OIL PUMPS**

OIL PUMP, PRESSURE RATIO 10:1

343 000

Double acting air operated high-pressure pump for dispensing lubricants in medium to large size installations including multiple dispensing points with simultaneous use. Pump is capable of pumping all types of lubricants, even those of high viscosity. Pump can be flange mounted to a wall bracket or tank. It can also be mounted to 2" bung opening on a drum or tank using an optional bung adaptor (PN 360 006).

**Typically used in workshops, fleet maintenance in mining, armed forces, construction, trains, etc.**

**PRODUCTS HANDLED**

- Synthetic and mineral based lubricants.
- Gear oil.
- Hydraulic oil.
- Transmission Fluid.

**MARKETS**

- Vehicle maintenance centres.
- Fleet service facilities.
- Manufacturing plants.
- Marine.
- Mining and construction.
- Lube trucks.

MODELS				
APPLICATION	PUMP TUBE HEIGHT	TOTAL HEIGHT	WEIGHT	PART No.
WALL MOUNTED, STUB PUMP	215 mm	698 mm	13,2 kg	<b>343 000</b>

**TECHNICAL DATA PRESSURE RATIO 10:1**

Air pressure operating range	3 - 10 bar (40 to 140 psi)
Air consumption (1)	1.050 NL/min (37.1 cfm)
Maximum fluid outlet pressure	100 bar (1,400 psi)
Air motor diameter	160 mm (6.3")
Air motor effective diameter	110 mm (4.3")
Air motor stroke	100 mm (4")
Number of cycles per minute (2)	85
Maximum free flow delivery (3)	30 l/min (8 US gpm)
Air inlet	1/2" NPSM (F)
Fluid inlet	1 1/2" BSP (F)
Fluid outlet	3/4" NPSM (F)
Wetted and seals materials	Aluminum / Steel / Zinc / NBR / PTFE / Polyurethane
Noise level (4)	82,5 dB

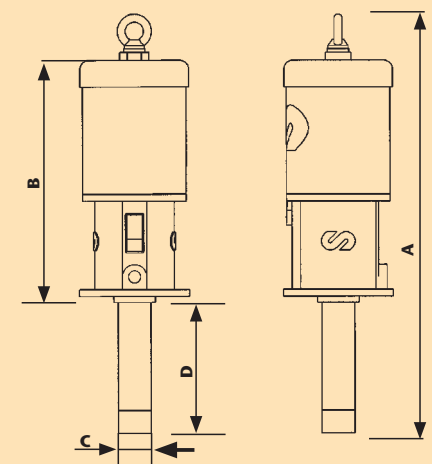
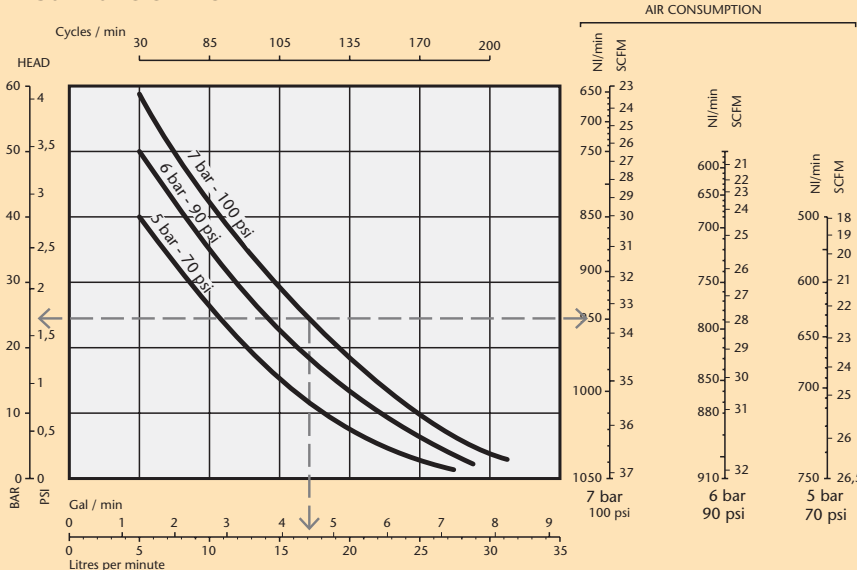
- (1) Maximum air consumption with 7 bar air inlet pressure and free delivery.  
 (2) Number of cycles per minute for a flow rate of 10 l/min (2.7 US gpm).  
 (3) Maximum free delivery at 7 bar.  
 (4) Maximum noise level measured at 1 m from the pump, 7 bar air pressure and free delivery.



DIMENSIONS (mm)	
A (mm)	698
B (mm)	483
C (mm)	54
D (mm)	215

**SAE 30 - 20 °C CAPACITY**

**DIMENSIONS**



## OIL PUMP CONNECTION KITS

362 910

**362 910 PumpMaster 2 pump connection kit**

For PM2 3:1 pumps.

**Includes:**

- 246 010: 1 m air hose with 1/4" BSP (MM) fittings.
- 253 114: Automatic quick air coupling 1/4" BSP (F).
- 945 516: 1/2" BSP (M) x 1/4" BSP (F) connection adapter.
- 259 014: Quick air connector 1/4" BSPT (M).
- 362 101: 1,5 m x Ø 1/2" oil hose, 1/2" BSP (MM).

**Recommended options:**

- 240 500:** Air filter + regulator, 0-12 bar. 1/4" BSP (FF).
- 239 000:** 1/4" BSPT (MM) connection adaptor.
- 950 300:** 1/2" BSP (FF) ball valve.
- 609 007:** Pressure relief valve for PM2 and PM4 pumps (60 bar - 1/4" BSP (M)).

362 911

**362 911 PumpMaster 4 pump connection kit**

For PM4 3:1 and 5:1 pumps.

**Includes:**

- 247 710: 1 m air hose with 1/2" BSP (M) - 3/8" BSP (M) fittings.
- 253 138: Automatic quick air coupling 3/8" BSP (F).
- 259 038: Quick air connector 3/8" BSPT (M).
- 362 301: 1,5 m x Ø 3/4" oil hose, 3/4" BSP (MM).

**Recommended options:**

- 241 501:** Air filter + regulator, 0-12 bar. 3/8" BSP (FF).
- 239 002:** 3/8" BSPT (MM) connection adaptor.
- 950 303:** 3/4" BSP (FF) ball valve.
- 609 007:** Pressure relief valve for PM2 and PM4 pumps (60 bar - 1/4" BSP (M)).

362 914

**362 914 PumpMaster 6 pump connection kit**

For PM6 10:1 pumps.

**Includes:**

- 362 100: 1 m air hose with 1/2" BSP (MM).
- 252 112: Automatic quick air coupling 1/2" BSP (F).
- 256 012: Quick air connector 1/2" BSP (M).
- 362 301: 1,5 m x Ø 3/4" oil hose, 3/4" BSP (MM).

**Recommended options:**

- 241 501:** Air filter + regulator, 0 - 12 bar. 3/8" BSP (FF).
- 241 401:** Air lubricator 3/8" BSP (F) - 1/2" BSP (F).
- 239 004:** 1/2" BSP (MM) connection adaptor.
- 950 303:** 3/4" BSP (FF) ball valve.
- 362 913:** Pressure relief valve for 10:1 pumps.

367 105

## SUCTION KITS FOR WALL MOUNTED PUMPS

**367 101 Suction kit for 205 litre drums and 1.000 litre IBCs for PumpMaster 2/3:1 pressure ratio pumps****Includes:**

- 360 103: Wall bracket for PumpMaster 2/3:1 pressure ratio flange mounted pumps.
- 940 320 x 4: M6 screw for fixing the pump to the wall bracket.
- 942 206 x 4: M6 washer for fixing the pump to the bracket.
- 367 000: Suction assembly for 205 l drums and 1.000 l IBCs.

**367 105 Suction kit for 205 litre drums and 1.000 litre IBCs for PumpMaster 4/3:1 and 5:1 pressure ratio pumps****Includes:**

- 360 102: Wall bracket for PumpMaster 4 pumps with 2" bung opening.
- 367 000: Suction assembly for 205 l drums and 1.000 l IBCs.
- 945 670: 1" BSP (M) x 3/4" BSP (F) connection adapter.

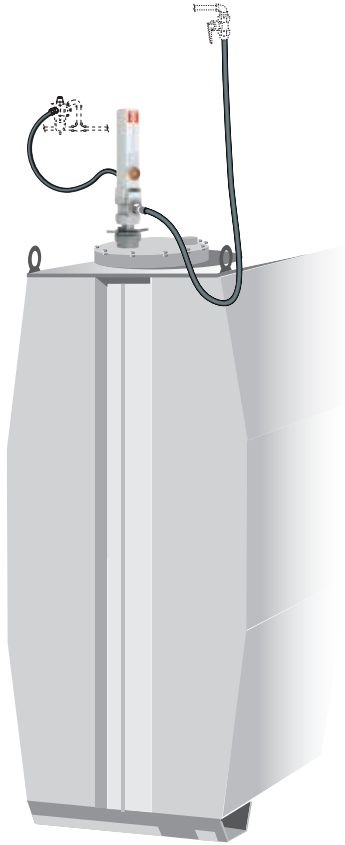
**367 104 Suction kit for 205 litre drums and 1.000 litre IBCs for PumpMaster 6/10:1 pressure ratio pumps****Includes:**

- 360 109: Wall bracket for PumpMaster 6/10:1 pressure ratio flange mounted pumps.
- 367 016: Suction assembly for 205 l drums and 1.000 litres IBCs. Connection thread 1 - 1/2" BSP (M).

379 003

379 000

379 300



**TANK MOUNTED PUMPMaster 2  
3:1 PRESSURE RATIO PUMP KIT**

**379 003 Tank mounted pump kit 3:1 ratio**  
To install directly onto metal tanks with a 2" BSP (F) top bung opening. Maximum tank interior height: 1.600 mm.

**Includes:**

- 353 120: 3:1 stub pump.
- 362 910: PumpMaster 2 connection kit for 3:1 pumps.
- 368 104: 1.400 mm suction tube.

**WALL MOUNTED PUMPMaster 2  
3:1 PRESSURE RATIO PUMP KIT**

**379 000 Wall mounted pump kit for  
205 litre drums 3:1 ratio**  
The wall mounted pump and the suction assembly allows a fast and clean drum replacement.

**Includes:**

- 353 121: 3:1 stub pump.
- 362 910: PumpMaster 2 connection kit for 3:1 pumps.
- 367 101: 205 litres drum suction kit for wall mounted pumps.

**DRUM MOUNTED PUMPMaster 2  
3:1 PRESSURE RATIO PUMP KIT**

**379 300, 205 litre drums mounted pump  
kit 3:1 ratio**

To install directly onto 205 litre drums oil.

**Includes:**

- 354 120: 3:1 pump for 205 litre drums.
- 362 910: PumpMaster 2 connection kit for 3:1 pumps.

*Pump kits include all hoses and adaptors required for connecting an oil pump to the air supply and the oil distribution line.*

**Recommended options for PumpMaster 2/3:1 pump kits:**

**240 500:** Air filter + regulator, 0-12 bar, 1/4" BSP (FF).

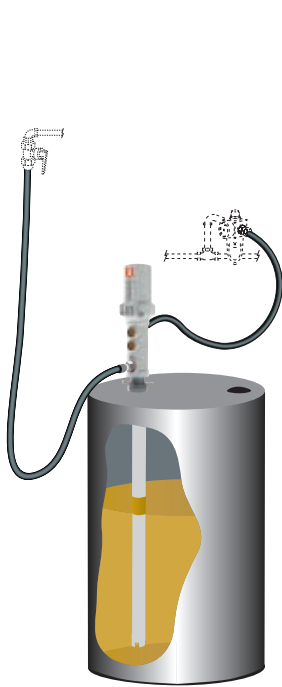
**950 300:** 1/2" BSP (FF) ball valve.

**239 000:** 1/4" BSPT (MM) connection adaptor.

**609 007:** Pressure relief valve, 1/4" BSP (M) - 60 bar opening. When mounted to the pump body, prevents damage in the system caused by over pressure produced by oil thermal expansion (1 °C increase in temperature can cause up to 10 bar increase in system pressure).



379 404



#### DRUM MOUNTED PUMPMaster 4 3:1 PRESSURE RATIO PUMP KIT

##### **379 404, 205 litre drums mounted pump kit 3:1 ratio**

To install directly onto 205 litre drums oil.

##### **Includes:**

- 341 120: 3:1 pump for 205 litre drums.
- 362 911: PumpMaster 4 connection kit for 3:1 and 5:1 pumps.

379 400



#### WALL MOUNTED PUMPMaster 4 3:1 PRESSURE RATIO PUMP KIT


##### **379 400 Wall mounted pump kit for 205 litre drums 3:1 ratio**

The wall mounted pump and the suction assembly allows a fast and clean drum replacement.

##### **Includes:**

- 340 120: 3:1 stub pump.
- 362 911: PumpMaster 4 connection kit for 3:1 and 5:1 pumps.
- 367 105: Wall installation kit for 205 l drums.

379 403



#### TANK MOUNTED PUMPMaster 4 3:1 PRESSURE RATIO PUMP KIT

##### **379 403 Tank mounted pump kit 3:1 ratio**

To install directly onto metal tanks with a 2" BSP (F) top bung opening. Maximum interior height: 1.600 mm.

##### **Includes:**

- 340 120: 3:1 stub pump.
- 362 911: PumpMaster 4 connection kit for 3:1 and 5:1 pumps.
- 368 105: 1.400 mm suction tube.

*Pump kits include all hoses and adaptors required for connecting an oil pump to the air supply and the oil distribution line.*

#### **Recommended options for PumpMaster 4/3:1 pump kits:**

**241 501:** Air filter + regulator, 0 - 12 bar. 3/8" BSP (F) - 1/2" BSP (F).

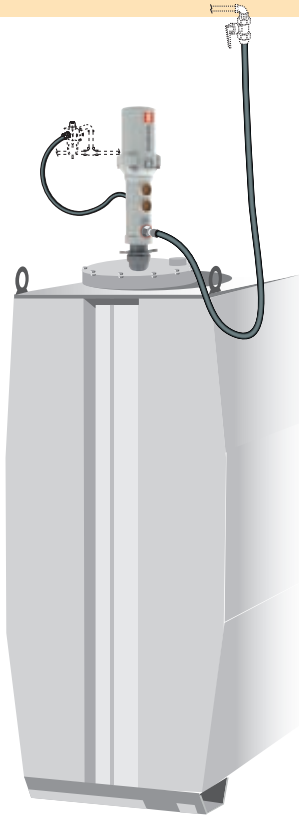
**950 303:** 3/4" BSP (FF) ball valve.

**239 004:** 1/2" BSPT (MM) connection adaptor.

**609 007:** Pressure relief valve 1/4" BSP (M) - 60 bar opening. When mounted to the pump body, prevents damage in the system caused by over pressure produced by oil thermal expansion (1 °C increase in temperature can cause up to 10 bar increase in system pressure).

## OIL PUMP CONNECTION KITS

379 503

TANK MOUNTED PUMPMaster 4  
5:1 PRESSURE RATIO PUMP KIT

**379 503 Tank mounted pump kit 5:1 ratio**  
To install directly onto metal tanks with a 2" BSP (F) top bung opening.  
Maximum interior height: 1.600 mm.

**Includes:**

- 347 120: 5:1 stub pump.
- 362 911: PumpMaster 4 connection kit for 3:1 and 5:1 pumps.
- 368 105: 1.400 mm suction tube.

379 500

WALL MOUNTED PUMPMaster 4  
5:1 PRESSURE RATIO PUMP KIT

**379 500 Wall mounted pump kit for 205 litre drums 5:1 ratio**  
The wall mounted pump and the suction assembly allows a fast and clean drum replacement.

**Includes:**

- 347 120: 5:1 stub pump.
- 362 911: PumpMaster 4 connection kit for 3:1 and 5:1 pumps.
- 367 105: Wall installation kit for 205 l drums.

379 504

DRUM MOUNTED PUMPMaster 4  
5:1 PRESSURE RATIO PUMP KIT

**379 504, 205 litre drums mounted pump kit 5:1 ratio**  
To install directly onto 205 l oil drums.

**Includes:**

- 348 120: 5:1 pump for 205 l drums.
- 362 911: PumpMaster 4 connection kit for 3:1 and 5:1 pumps.

*Pump kits include all hoses and adaptors required for connecting an oil pump to the air supply and the oil distribution line.*

**Recommended options for PumpMaster 4/5:1 pump kits:**

**241 501:** Air filter + regulator, 0 -12 bar. 3/8" BSP (F) - 1/2" BSP (F).

**950 303:** 3/4" BSP (FF) ball valve.

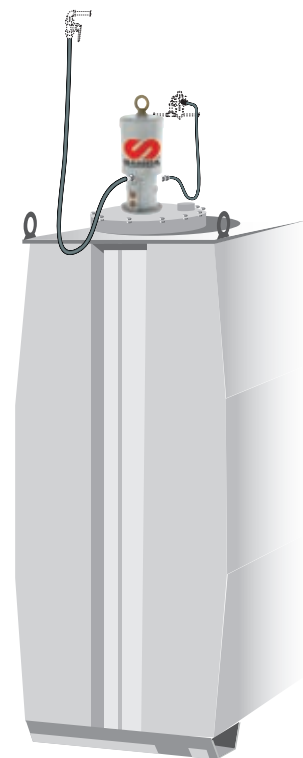
**239 004:** 1/2" BSPT (MM) connection adaptor.

**609 007:** Pressure relief valve 1/4" BSP (M) - 60 bar opening. When mounted to the pump body, prevents damage in the system caused by over pressure produced by oil thermal expansion (1 °C increase in temperature can cause up to 10 bar increase in system pressure).

379 900

379 910

379 920



#### DRUM MOUNTED PUMPMaster 6 10:1 PRESSURE RATIO PUMP KIT

##### **379 900, 205 litre drums mounted pump kit 10:1 ratio**

To install directly onto 205 litre oil drums.

##### **Includes:**

- 343 000: 10:1 stub pump.
- 368 111: Suction tube for 205 l drums.
- 362 914: PumpMaster 6 connection kit for 10:1 pumps.
- 418 026: 205 l drum cover for PumpMaster 6 pumps.

#### WALL MOUNTED PUMPMaster 6 10:1 PRESSURE RATIO PUMP KIT

##### **379 910 Wall mounted pump kit for tanks 10:1 ratio**

For use with tanks with a 2" BSP (F) lower, or bottom-feed, connection.

##### **Includes:**

- 343 000: 10:1 stub pump.
- 360 109: PumpMaster 6 wall bracket.
- 945 565: 2" BSP (M) - 1" BSP (F) connection adaptor.
- 945 555: 1" BSP (MM) connection adaptor.
- 950 306: 1" BSP (FF) ball valve.
- 362 400: 1 m x Ø 1" suction hose, 1" BSP (MF) with a 90° connector.
- 945 681: 1" BSP (M) - 1 1/2" (M) connection adaptor.
- 362 914: PumpMaster 6 connection kit for 10:1 pumps.

#### TANK MOUNTED PUMPMaster 6 10:1 PRESSURE RATIO PUMP KIT

##### **379 920 Tank mounted pump kit -10:1 ratio**

To install directly onto metal tanks with a 2" BSP (F) top bung opening. Maximum interior height: 1.600 mm.

##### **Includes:**

- 343 000: 10:1 stub pump.
- 368 112: Suction tube for tanks.
- 362 914: PumpMaster 6 connection kit for 10:1 pumps.
- 360 006: 2" BSP (M) bung adaptor.

*Pump kits include all hoses and adaptors required for connecting an oil pump to the air supply and the oil distribution line.*

#### **Recommended options for PumpMaster 6/10:1 pump kits:**

**241 501:** Air filter + regulator, 0 - 12 bar. 3/8" BSP (F) - 1/2" BSP (F).

**241 401:** Air lubricator, 3/8" BSP (F) - 1/2" BSP (F)

**950 303:** 3/4" BSP (FF) ball valve.

**239 004:** 1/2" BSPT (MM) connection adaptor.

**362 913:** Pressure relief valve for mounting at the pump outlet. 60 bar opening. When mounted to the pump outlet, prevents damage in the system caused by overpressure produced by oil thermal expansion (1 °C increase in temperature can cause up to 10 bar increase in system pressure).



**OIL PUMP ACCESSORIES**

SUCTION ASSEMBLIES



Suction assemblies for wall mounted short pumps. Assemblies include Ø 42 suction tube with foot valve, height adjustable 2" bung adaptor and 2 m x 3/4" (19 mm) rubber connection hose. Connection thread 3/4" BSP (M).

**367 000 Suction assembly**

For 205 l drums and 1.000 l IBCs, 1.060 mm suction tube.

**Option for PumpMaster 4 pumps:**

• 945 670: 1" BSP (M) x 3/4" BSP (M) connection adaptor.

**367 003 Suction assembly**

For tanks, 1.600 mm suction tube.

**Option for PumpMaster 4 pumps:**

• 945 670: 1" BSP (M) x 3/4" BSP (M) connection adaptor.

**367 016 Suction assembly**

For 205 l drums and 1.000 l IBCs, 1.060 mm suction tube.

**Includes:** 1 1/2" BSP (M) connection adaptor for use with PumpMaster 6 pumps.

SUCTION HOSES



**367 011, 3 m spring reinforced transparent suction hose for 205 l drums and 1.000 l IBCs**

Includes height adjustable 2" bung adaptor and a 90° connection elbow 3/4" BSP (M) to connect to a short pump.

**367 012, 3 m spring reinforced transparent suction hose with foot valve**

For 205 l drums and 1.000 l IBCs. Includes height adjustable 2" bung adaptor, 90° elbow 3/4" BSP (M) to connect to a short pump and foot valve.

**362 400, 1 m rubber hose for connecting a pump to a tank**

1" BSP (M) connections on both sides, with a 90° connector on one side.

SUCTION TUBES



**For PumpMaster 2 pumps (3:1 pressure ratio)**

Ø 22 mm suction tubes with 3/4" BSP (M) thread.

**368 102:** 660 mm length for 205 l drums.

**368 104:** 1.400 mm length for tanks.

**For PumpMaster 2 (1:1 pressure ratio) and PumpMaster 4 pumps**

Ø 28 mm suction tubes with 1" BSP (M) thread.

**368 107:** 660 mm length for 205 l drums.

**368 105:** 1.400 mm length for tanks.

**For PumpMaster 6 pumps**

Ø 42 mm suction tubes with 1 1/2" BSP (M) thread.

**368 111:** 660 mm length for 205 l drums.

**368 112:** 1.400 mm length for tanks.

WALL BRACKETS



360 102



360 103



360 109

**360 102 Wall bracket**

For PumpMaster 2 and PumpMaster 4 pumps with 2" bung adaptor.

**360 103 Wall bracket**

For PumpMaster 2 pump 353 121.

**360 109 Wall bracket**

For PumpMaster 6 flange mounted pumps.

**360 120 Floor bracket**

For PumpMaster 2 and PumpMaster 4 pumps. Recommended for use with tanks having lower, or bottom-feed, connections.



360 120

BUNG ADAPTORS



2" BSP (F) connection thread, with collar to clamp the pump tube. Adjusts to any 2" drum or tank opening.

**360 000 Bung adaptor for PM2/3:1 pumps**

Ø 34 mm.

**360 001 Bung adaptor for PM2/1:1 and PM4/3:1 pumps**

Ø 52 mm.

**360 002 Bung adaptor for PM4/5:1 pumps**

Ø 42 mm.

**360 006 Bung adaptor for PM6/10:1 pumps**

Ø 54 mm.

## AIR LINE ACCESSORIES



### For PumpMaster 2 pumps

**240 500** Combined air filter and pressure regulator. 1/4" BSP (FF).

**240 201** Air pressure regulator 0 - 12 bar, 1/4" BSP (FF).

### For PumpMaster 4 and PumpMaster 6 pumps

**241 501** Combined air filter and pressure regulator. 1/2" BSP (F) - 3/8" BSP (F).

**241 201** Air pressure regulator 0-12 bar. 1/4" BSP (FF).

**241 001** Air filter + lubricator + regulator 1/2" BSP (F) - 3/8" BSP (F).

**241 401** Air lubricator 3/8" BSP (F). 1/2" BSP (F).

### Connection adaptors

Required when connecting air accessories to a pump.

**239 000**, 1/4" BSP (M) x 1/4" BSP (M).

**945 516**, 1/2" BSP (M) x 1/4" BSP (F).

**239 002**, 3/8" BSP (M) x 3/8" BSP (M).

**239 004**, 1/2" BSP (M) x 1/2" BSP (M).

### Air hoses

#### For PumpMaster 2 pumps

**246 006** Air hose, 0,6 m 1/4" BSP (MM).

**246 010** Air hose, 1,0 m 1/4" BSP (MM).

**246 015** Air hose, 1,5 m 1/4" BSP (MM).

#### For PumpMaster 4 pumps

**247 706** Air hose, 0,6 m 3/8" BSP (M) 1/2" BSP (M).

**247 710** Air hose, 1,0 m 3/8" BSP (M) - 1/2" BSP (M).

**247 715** Air hose, 1,5 m 3/8" BSP (M) - 1/2" BSP (M).

#### For PumpMaster 6 pumps

**362 100** Air hose, 1,0 m 1/2" BSP (MM).

**362 101** Air hose, 1,5 m 1/2" BSP (MM).

### Air valves

**950 302**, 1/4" BSP (FF), needle valve.

**950 321**, 1/4" BSP (FF).

**950 318**, 3/8" BSP (FF).

**950 319**, 1/2" BSP (FF).

## OIL PUMP ACCESSORIES

### CONNECTION ADAPTORS



### Required when connecting oil hoses to pumps

**945 590**, 1/4" BSP (MM).

**945 592**, 3/8" BSP (MM).

**945 593**, 1/2" BSP (MM).

**945 551**, 3/4" BSP (MM).

**945 555**, 1" BSP (MM).

**945 567**, 2" BSP(M) - 1 1/2" BSP (M).

**945 681**, 1 1/2" BSP (M) - 1" BSP (M).

**945 552**, 1" BSP (M) - 3/4" BSP (M).

**945 554**, 3/4" BSP (M) - 1/2" BSP (M).

**945 557**, 1/2" BSP (M) - 3/8" BSP (M).

**945 565**, 2" BSP(M) - 1" BSP (F).

**945 513**, 1 1/4" BSP (M) - 3/4" BSP (M).

**945 591**, 3/8" BSP (M) - 1/4" BSP (M).

**945 670**, 1" BSP (M) - 3/4" BSP (F).

**369 900**, 3/4" BSP (M) - 1/2" BSP (F).

**945 556**, 1/2" BSP (M) - 3/8" BSP (F).

**945 516**, 1/2" BSP (M) - 1/4" BSP (F).

**945 572**, 3/4" BSP (M) - 3/4" BSP (F) 90°.

**945 548**, 1/2" BSP (MM) 90°.

### PRESSURE RELIEF VALVES

For protection against system pressure increase due to oil thermal expansion (1°C increase in temperature can cause 10 bar increase in system pressure). 60 bar (870 psi) valve opening pressure. Possibility to connect either a Ø 1/4" hose with a clamp or a hose with 1/8" BSP (F) fitting as return line to the tank.



#### 609 007 Pressure relief valve

For PumpMaster 2 and PumpMaster 4 pumps.

#### 362 913 Pressure relief valve

For PumpMaster 4 and PumpMaster 6 pumps 3/4" BSP (MF).

### OIL LINE FILTERS



**950 371** Oil line Y strainer, 1/2" BSP (FF).

**950 370** Oil line Y strainer, 3/4" BSP (FF).

### OIL HOSES AND VALVES

Medium pressure, nitrile rubber hoses reinforced with one steel braid. Swaged fittings, swivelling nut and double male adaptor at both ends.

PART No.	LENGTH	INTERNAL Ø	FITTING THREADS	WORKING PRESSURE
<b>362 100</b>	1,0 m	1/2"	1/2" BSP (MM)	100 bar (1,450 psi)
<b>362 101</b>	1,5 m	1/2"	1/2" BSP (MM)	100 bar (1,450 psi)
<b>362 102</b>	2,0 m	1/2"	1/2" BSP (MM)	100 bar (1,450 psi)
<b>362 103</b>	3,0 m	1/2"	1/2" BSP (MM)	100 bar (1,450 psi)
<b>362 104</b>	4,0 m	1/2"	1/2" BSP (MM)	100 bar (1,450 psi)
<b>362 106</b>	6,0 m	1/2"	1/2" BSP (MM)	100 bar (1,450 psi)
<b>362 110</b>	10,0 m	1/2"	1/2" BSP (MM)	100 bar (1,450 psi)
<b>362 115</b>	15,0 m	1/2"	1/2" BSP (MM)	100 bar (1,450 psi)
<b>362 300</b>	1,0 m	3/4"	3/4" BSP (MM)	100 bar (1,450 psi)
<b>362 301</b>	1,5 m	3/4"	3/4" BSP (MM)	100 bar (1,450 psi)
<b>362 303</b>	3,0 m	3/4"	3/4" BSP (MM)	100 bar (1,450 psi)
<b>362 305</b>	5,0 m	3/4"	3/4" BSP (MM)	100 bar (1,450 psi)



### VALVES

PART No.	CONNECTION THREADS	WORKING PRESSURE
<b>950 320</b>	3/8" BSP (FF)	65 bar (930 psi)
<b>950 300</b>	1/2" BSP (FF)	65 bar (930 psi)
<b>950 303</b>	3/4" BSP (FF)	40 bar (570 psi)
<b>950 306</b>	1" BSP (FF)	40 bar (570 psi)
<b>950 317</b>	1 1/4" BSP (FF)	25 bar (360 psi)
<b>950 312</b>	1 1/2" BSP (FF)	25 bar (360 psi)
<b>950 308</b>	2" BSP (FF)	25 bar (360 psi)



**AIR OPERATED GREASE PUMPS AND KITS**

AIR OPERATED PISTON PUMPS FOR GREASE. . . . .	26
PUMPMASTER 3 GREASE PUMPS . . . . .	27
PUMPMASTER 3+3 GREASE PUMPS. . . . .	28
PUMPMASTER 6 GREASE PUMPS . . . . .	29
GREASE PUMP AND CONNECTION KITS . . . . .	30
INDUCTOR PLATE FOR 185 KG DRUMS . . . . .	31
GREASE PUMP ACCESSORIES . . . . .	31



## AIR OPERATED PISTON PUMPS FOR GREASE

Effective greasing demands a pump capable to deliver the pressure required to force grease flow through the very narrow opening in a grease fitting. For this reason, high pressure, high ratio, pumps are used.

Samoa offers a range of high pressure grease pumps to handle a wide variety of applications. The selection of pumps will fit original container sizes and covers applications from mobile and portable units to large centralized systems.

Samoa's grease pumps are designed to provide years of dependable service. The in-line balanced design insures that a maximum amount of energy is directed into the pump. The balanced design provides an even distribution of loads allowing for long seal life. All Samoa pumps have a double acting design, pumping product on both the upstroke and downstroke. An effective priming piston provides positive pump feeding, even when used with high viscosity or tacky greases and a hardened foot valve minimizes pump damage due to dirt. A corrosion proof air motor design tolerates moisture in compressed air.

All Samoa pumps present on demand operation, pump adjusts speed to match system flow and pressure requirements and when the discharge is closed, for example by a closed control valve, then the pump stops. The pump can be left in this stalled condition without damaging the pump nor consuming compressed air.



### PUMPMaster 3/55:1

55:1, pressure ratio pumps designed for mobile and portable units. These are light but powerful pumps with a highly effective pressure ratio. They are the right choice for light applications when high pressure is required. Pumps are available to fit all standard container sizes.



### PUMPMaster 3+3/60:1

60:1, pressure ratio pumps. These are very reliable heavy duty pumps that offer the extra pressure and delivery required for the most demanding applications. They are dependable pumps for use in systems that include distribution lines and hose reels. PumpMaster 3+3 pumps can also be used in mobile and portable applications when high pressure and high flow are required.



### PUMPMaster 6/55:1

55:1, pressure ratio. These are heavy duty pumps for use in large system when high flow and high pressure are required.



**PUMPMASTER 3 GREASE PUMPS**

**PUMPMASTER 3/55:1 PRESSURE RATIO GREASE PUMPS**

407 200

High pressure double acting pumps. Light weight and effective high pressure delivery make these pumps the right choice for use in mobile and portable high pressure greasing units. Pumps are available with four different suction tube lengths, to fit all commercial grease drums, from 12,5 - 20 kg (40 lb), 50 kg (120 lb) and 185 kg (400 lb). They include a height adjustable 2" BSP (M) bung adaptor.

FLUIDS HANDLED	APPLICATION
Grease up to NLGI-2	HIGH PRESSURE, LOW VOLUME GREASE DISPENSING
	MOBILE AND PORTABLE HIGH PRESSURE UNITS
	FLEET SERVICE, GENERAL INDUSTRY, COMMERCIAL, VEHICLES SERVICE FACILITIES, AGRICULTURAL, CONSTRUCTION, MINING

MODELS				
APPLICATION	PUMP TUBE HEIGHT	TOTAL HEIGHT	WEIGHT	PART No.
12,5 - 20 kg (40 lb) pails	410 mm	650 mm	3,5 kg (7.2 lb)	<b>404 100</b>
50 kg (120 lb) drums	510 mm	710 mm	3,7 kg (8.3 lb)	<b>405 100</b>
50 kg (120 lb) drums	725 mm	925 mm	4,3 kg (9.5 lb)	<b>407 200</b>
185 kg (400 lb) drums	920 mm	1.120 mm	4,8 kg (10.6 lb)	<b>409 200</b>

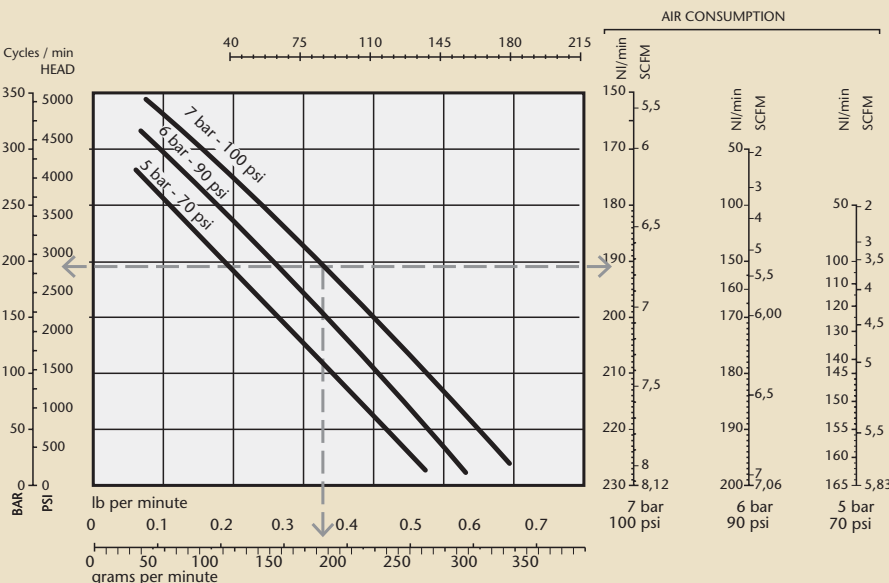
TECHNICAL DATA PRESSURE RATIO 55:1	
Air pressure operating range	3 to 10 bar (40 to 140 psi)
Air consumption (1)	230 NL/min (8.1 cfm)
Maximum fluid outlet pressure	550 bar (7,700 psi)
Air motor diameter	70 mm (2.75")
Air motor stroke	35 mm (1.4")
Number of cycles per minute (2)	150
Maximum free flow delivery (3)	540 gr/min (1.2 lb/min)
Air inlet	1/4" NPSM (F)
Fluid outlet	1/4" NPSM (F)
Wetted and seal materials	Steel / Zinc / NBR / PTFE
Noise level (4)	92 dB

- (1) Maximum air consumption with 7 bar air inlet pressure and free delivery.
- (2) Number of cycles per minute for a flow rate of 200 gr/min (7.1 ounces/min).
- (3) Maximum free delivery at 7 bar. NLGI-2 grease.
- (4) Maximum noise level measured at 1 m from the pump, 7 bar air pressure and free delivery.

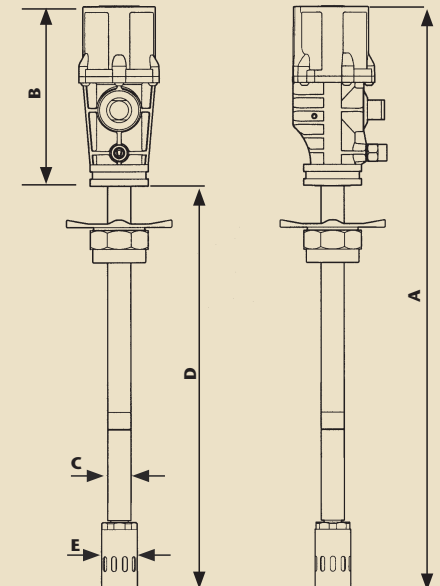


DIMENSIONS (mm)				
MODEL	404 100	405 100	407 200	409 200
A (mm)	650	710	925	1.120
B (mm)	200	200	200	200
C (mm)	26	26	26	26
D (mm)	410	510	725	920
E (mm)	38	38	38	38

**NLGI - 2, 20 °C CAPACITY**



**DIMENSIONS**



402 000

PUMPMASTER 3+3/60:1 PRESSURE RATIO GREASE PUMPS



High pressure and high delivery double acting pump. High efficiency pumps that combine high pressure ratio (60:1) and high volume delivery (up to 1.200 gr/min, free delivery). Recommended for use in medium to large distribution systems that include pipe lines, hose reels, etc. and single point dispense systems that require extra pressure and extra delivery. Very reliable pump, includes a removable screen filter at the grease intake area, for eliminating dirt and impurities that could damage the pump, and a built in filter at the air inlet connection. Include a height adjustable 2" BSP (M) bung adaptor.

FLUIDS HANDLED	APPLICATION
Grease up to NLGI-2	HIGH PRESSURE, HIGH VOLUME GREASE DISPENSE
	CENTRALIZED GREASE DISTRIBUTION SYSTEMS
	MOBILE AND PORTABLE HIGH PRESSURE UNITS
	FLEET SERVICE, GENERAL INDUSTRY, HEAVY DUTY AND COMMERCIAL VEHICLES, AGRICULTURAL, MINING, CONSTRUCTION, TRAINS, ETC.

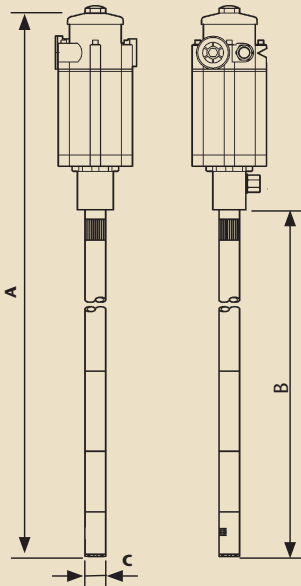
MODELS				
APPLICATION	PUMP TUBE HEIGHT	TOTAL HEIGHT	WEIGHT	PART No.
12,5 - 20 kg (40 lb) pails	516 mm	804 mm	6,5 kg (14.3 lb)	<b>402 050</b>
50 kg (120 lb) drum	730 mm	1.020 mm	7,5 kg (16.6 lb)	<b>402 000</b>
185 kg (400 lb) drum	925 mm	1.215 mm	8,5 kg (18.7 lb)	<b>402 025</b>

TECHNICAL DATA PRESSURE RATIO 55:1	
Air pressure operating range	3 to 10 bar (40 to 140 psi)
Air consumption (1)	650 NL/min (22.9 cfm)
Maximum fluid outlet pressure	600 bar (8,400 psi)
Air motor diameter	75 mm (3")
Air motor stroke	75 mm (3")
Number of cycles per minute (2)	98
Maximum free flow delivery (3)	1.200 gr/min (2.6 lb/min)
Air inlet	3/8" NPSM (F)
Fluid outlet	3/8" NPSM (F)
Wetted and seal materials	Steel / Zinc / NBR / PTFE / Polyurethane
Noise level (4)	92 dB

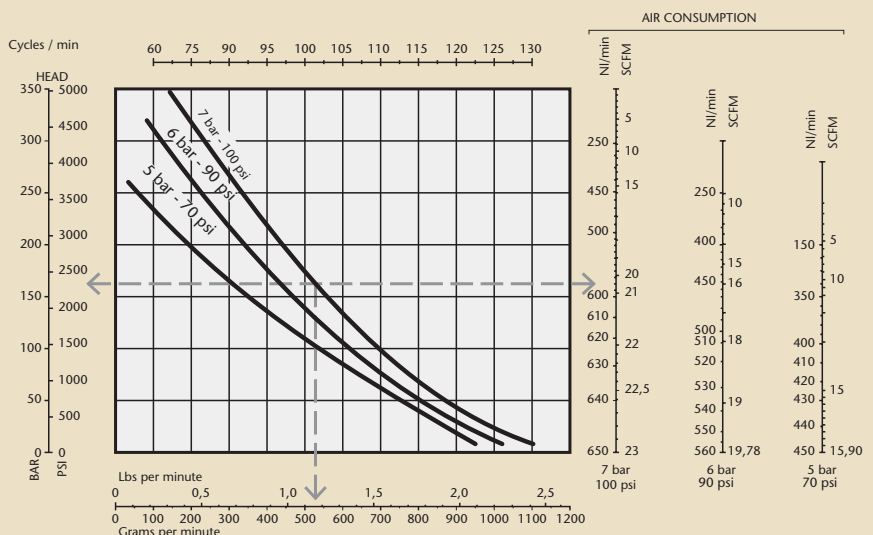
DIMENSIONS (mm)			
MODEL	402 050	402 000	402 025
A (mm)	804	1.020	1.215
B (mm)	516	730	925
C (mm)	30	30	30

(1) Maximum air consumption with 7 bar air inlet pressure and free delivery. (2) Number of cycles per minute for a flow rate of 500 gr/min (1.1 lb/min). (3) Maximum free delivery at 7 bar. NLGI-2 grease. (4) Maximum noise level measured at 1 m from the pump, 7 bar air pressure and free delivery.

**DIMENSIONS**



**NLGI - 2, 20 °C CAPACITY**



**PUMPMASTER 6 GREASE PUMPS**

**PUMPMASTER 6/55:1 PRESSURE RATIO GREASE PUMP**

401 025

Heavy Duty high pressure and high delivery pump. Long stroke pump, requires a small number of cycles to deliver enough volume of grease required in most applications. Recommend use in large systems that include pipe lines, hose reels, etc.

Very reliable double acting pump, includes a removable screen filter at the grease intake area for eliminating dirt and impurities that could damage the pump.

Pumps are available to fit 50 kg (120 lb) and 185 kg (440 lb) open drums. Pumps mount to a drum cover through a flange (2" BSP (M) bung adaptor available as an option, PN 410 001).

FLUIDS HANDLED	APPLICATION
Grease up to NLGI-2	HIGH PRESSURE, HIGH VOLUME GREASE DISPENSE SYSTEMS
	FLEET SERVICE, GENERAL INDUSTRY, HEAVY DUTY AND COMERCIAL VEHICLES SERVICE, MINIG, CONSTRUCTION, TRAINS, ETC.

MODELS				
APPLICATION	PUMP TUBE HEIGHT	TOTAL HEIGHT	WEIGHT	PART NO.
50 kg ( 120 lb) drum	640 mm	1.135 mm	15,3 kg (33.71 lb)	<b>401 000</b>
185 kg (400 lb) drum	835 mm	1.330 mm	16,8 kg (37 lb)	<b>401 025</b>

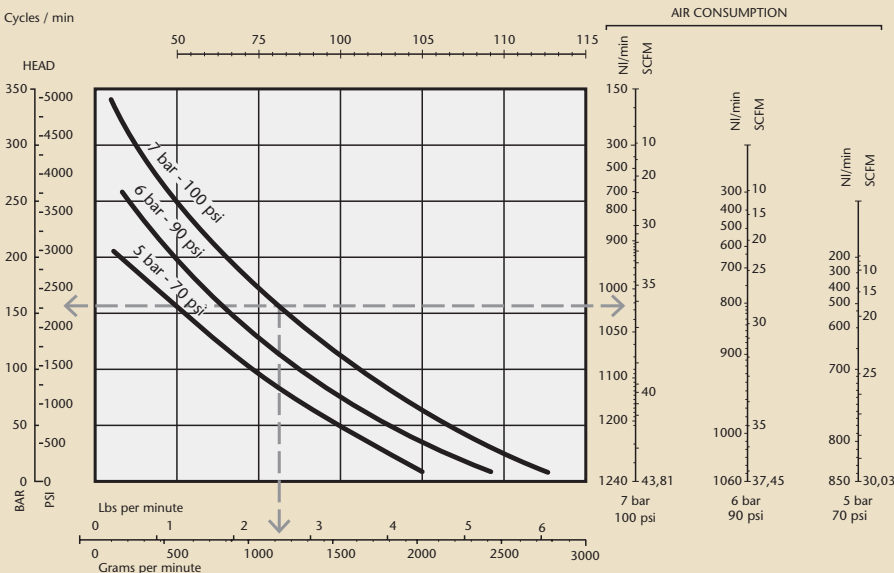
TECHNICAL DATA PRESSURE RATIO 55:1	
Air pressure operating range	3 - 10 bar (40 to 140 psi)
Air consumption (1)	1.240 NL/min (43.8 cfm)
Maximum fluid outlet pressure	550 bar (7,700 psi)
Air motor diameter	160 mm (6.3")
Air motor stroke	110 mm (4.3")
Number of cycles per minute (2)	104
Maximum free flow delivery (3)	3.000 gr/min (6.6 lb/min )
Air inlet	1/2" NPSM
Fluid outlet	3/8" NPSM
Wetted and seal materials	Steel / Zinc / NBR / PTFE / Polyurethane
Noise level (4)	82,5 dB

- (1) Maximum air consumption with 7 bar air inlet pressure and free delivery.
- (2) Number of cycles per minute for a flow rate of 2 kg/min (4.4 lb/min).
- (3) Maximum free delivery at 7 bar. NLGI-2 grease.
- (4) Maximum noise level measured at 1 m from the pump, 7 bar air pressure and free delivery.

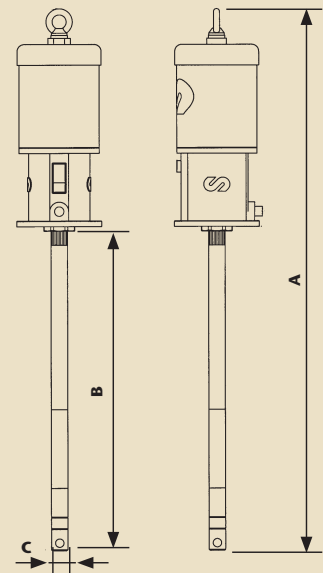


DIMENSIONS (mm)		
MODEL	401 000	401 025
A (mm)	1.135	1.330
B (mm)	640	835
C (mm)	35	35

**NLGI - 2, 20 °C CAPACITY**



**DIMENSIONS**



## PUMP CONNECTION KITS

## GREASE PUMP AND CONNECTION KITS

429 800

429 900



PUMPMaster 3+3 GREASE PUMP KITS

**412 920 PumpMaster 3+3 pump connection kit****Includes:**

- 247 710: Air hose, 1,0 m 3/8" BSP (M) - 1/2" BSP (M).
- 251 438 : Automatic quick air coupling 3/8" BSP (F).
- 255 338: Quick air coupling 3/8" BSPT (M).
- 412 392: 1,5 m x Ø 3/8" grease hose, 1/2" BSP (M) - 3/8" BSP (M).

**412 930 PumpMaster 6 pump connection kit****Includes:**

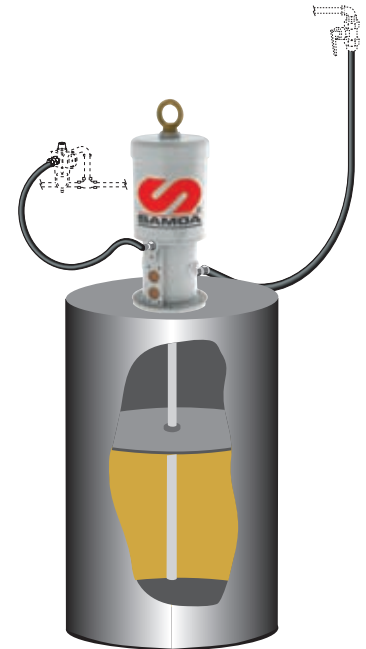
- 362 100: 1 m air hose with 1/2" BSP (MM).
- 252 112: Automatic quick air coupling 1/2" BSP (F).
- 256 012: Quick air coupling 1/2" BSPT (M).
- 412 392: 1,5 m Ø 3/8" grease hose, 1/2" BSP (M) - 3/8" BSP (M).

**429 810 PumpMaster 3+3 grease pump kit for 50 kg drums****Includes:**

- 402 000: PumpMaster 3+3 high pressure grease pump with bung adaptor.
- 418 004: Drum cover for 50 kg drums.
- 412 920: PumpMaster 3+3 connection kit.

**429 800 PumpMaster 3+3 grease pump kit for 185 kg drums****Includes:**

- 402 025: PumpMaster 3+3 high pressure grease pump with bung adaptor.
- 418 006: Drum cover for 185 kg drums.
- 417 004: Follower plate for 185 kg drums.
- 412 920: PumpMaster 3+3 connection kit.



PUMPMaster 6 GREASE PUMP KIT

**429 900 PumpMaster 6 grease pump kit for 185 kg drums****Includes:**

- 401 025: PumpMaster 6 high pressure grease pump.
- 418 026: Drum cover for 185 kg drums.
- 417 004: Follower plate for 185 kg drums.
- 412 930: PumpMaster 6 connection kit.

**Recommended options for PM 3+3 pumps:**

- 240 500** Air filter + regulator 1/4" BSP (FF).
- 240 000** Air filter + regulator + lubricator 1/4" (FF).
- 950 304**, 1/2" BSP (FF) high pressure (500 bar) ball valve.
- 239 000**, 1/4" BSPT (MM) connection adaptor.

**Recommended options for PM 6 pumps:**

- 241 501** Air filter + regulator 3/8" BSP (F) - 1/2" BSP (F).
- 241 001** Air filter + regulator + lubricator 3/8" BSP (F) - 1/2" BSP (F).
- 950 304**, 1/2" BSP (FF) high pressure (500 bar) ball valves.
- 239 004**, 1/2" BSPT (MM) connection adaptor.



## GREASE PUMP ACCESSORIES

## INDUCTOR PLATE FOR 185 KG DRUMS

424 000

Air operated twin cylinder pump hoist for use with high viscosity and fibrous hard to pump greases. The inductor plate raises the pump and follower plate facilitating replacing an empty drum. The cylinders also exert downward force, pushing the pump and the follower plate in to the fluid aiding pump prime and minimizing material waste.

**Features:**

- Automatic shut off valve on the follower plate, stops the pump when the drum is empty.
- Two Ø 80 mm air cylinders, which greatly improves the input of fibrous and high viscosity greases into the pump, even at low temperatures.
- Air control box, with two air pressure regulators, one for pump control and the other for hoist control, lever valve for hoist up/down control and on/off push button for pump control.
- Heavy Duty two-lip aluminum follower plate with bleeder rod.

**Dimensions:**

830 x 600 x 1.320 mm (lowered).

830 x 600 x 2.230 mm (raised).

**391 000 Twin cylinder inductor plate for 185 Kg drums****424 000 Twin cylinder inductor plate with PM6, 55:1 pump for 185 Kg drums**

## DRUM COVERS

360 125 - 418 004

Very solid construction. With 2" BSP (F) thread for the pump bung adaptor.

PART No.	DRUM TYPE	DRUM EXT. Ø (MAX - MIN)	PUMP FIXATION
418 013	12,5 - 18 kg pails	310 - 265 mm	2" BSP (F)
418 002	20 kg pails	330 - 285 mm	2" BSP (F)
418 016	50 kg drums	395 - 350 mm	2" BSP (F)
418 004	50 kg drums	405 - 360 mm	2" BSP (F)
418 006	185 kg drums	610 - 565 mm	2" BSP (F)
418 026	185 kg drums	620 - 580 mm	2 x (4 x Ø 9 mm)

**Drum cover accessories**

**741 602:** Carrying handle (for covers PN 418 013 and PN 418 002).

**360 125:** Grease gun holder for drum covers.



## FOLLOWER PLATES

417 003

Eliminates air pockets and aids pump prime. Rubber flange minimizes waste. With handle for easy removal from empty drums.

PART No.	DRUM TYPE	DRUM EXT. Ø (MAX - MIN)	PUMP TUBE Ø (MAX - MIN)
417 006	12,5 kg pails	260 - 190 mm	42 - 26 mm
417 001	12,5 - 18 kg pails	298 - 260 mm	42 - 26 mm
417 005	20 kg pails	340 - 300 mm	42 - 26 mm
417 002	50 kg drums	370 - 330 mm	42 - 26 mm
417 003	50 kg drums	405 - 360 mm	42 - 26 mm
417 004	185 kg drums	590 - 550 mm	42 - 26 mm



## AIR LINE ACCESSORIES

**For PumpMaster 3 and PumpMaster 3+3 pumps**

**240 200** Air pressure regulator 0 - 12 bar 1/4" BSP (FF).

**240 400** Air lubricator 1/4" BSP (FF).

**241 401** Air lubricator

1/2" BSP (F) - 3/8" BSP (F).

**240 500** Combined air filter and pressure regulator 1/4" BSP (FF).

**For PumpMaster 6 pumps**

**240 201** Air pressure regulator, 0 - 12 bar 1/4" BSP (FF).

**241 401** Air lubricator

1/2" BSP (F) - 3/8" BSP (F).

**241 501** Combined air filter and pressure regulator 1/2" BSP (F) - 3/8" BSP (F).

**Air hoses****For PumpMaster 3 and 3+3 pumps**

**246 006**, 0,6 m - 1/4" BSP (MM).

**246 010**, 1,0 m - 1/4" BSP (MM).

**246 015**, 1,5 m - 1/4" BSP (MM).

**For PumpMaster 6 pumps**

**362 100**, 1,0 m, 1/2" BSP (MM).

**362 101**, 1,5 m, 1/2" BSP (MM).

**Connection adapters for PumpMaster 3, PumpMaster 3+3 and PumpMaster 6 pumps**

**239 000**, 1/4" BSP (M) x 1/4" BSP (M).

**945 516**, 1/2" BSP (M) x 1/4" BSP (F).

**239 002**, 3/8" BSP (M) x 3/8" BSP (M).

**239 004**, 1/2" BSP (M) x 1/2" BSP (M).

**Air valves**

**950 321**, 1/4" BSP (FF).

**950 318**, 3/8" BSP (FF).

**950 319**, 1/2" BSP (FF).

**950 302**, 1/4" BSP (FF), needle valve.



## GREASE PUMP ACCESSORIES

## GREASE HOSES AND VALVES



High pressure, nitrile rubber hoses reinforced with 2 high density steel braids. Swaged fittings with swivelling nut and adaptors on both ends.

PART No.	LENGTH	INTERNAL Ø	FITTING THREADS	WORKING PRESSURE
<b>412 101</b>	1,0 m	1/4"	1/4" BSP (MM)	350 bar (5,000 psi)
<b>412 190</b>	1,5 m	1/4"	1/4" BSP (MM)	350 bar (5,000 psi)
<b>412 102</b>	2,0 m	1/4"	1/4" BSP (MM)	350 bar (5,000 psi)
<b>412 103</b>	3,0 m	1/4"	1/4" BSP (MM)	350 bar (5,000 psi)
<b>412 104</b>	4,0 m	1/4"	1/4" BSP (MM)	350 bar (5,000 psi)
<b>412 106</b>	6,0 m	1/4"	1/4" BSP (MM)	350 bar (5,000 psi)
<b>412 108</b>	8,0 m	1/4"	1/4" BSP (MM)	350 bar (5,000 psi)
<b>412 110</b>	10,0 m	1/4"	1/4" BSP (MM)	350 bar (5,000 psi)
<b>412 112</b>	12,0 m	1/4"	1/4" BSP (MM)	350 bar (5,000 psi)
<b>412 115</b>	15,0 m	1/4"	1/4" BSP (MM)	350 bar (5,000 psi)
<b>412 391</b>	1,5 m	3/8"	1/4" BSP (M) x 3/8" BSP (M)	280 bar (4,000 psi)
<b>412 392</b>	1,5 m	3/8"	3/8" BSP (M) x 1/2" BSP (M)	280 bar (4,000 psi)

**VALVES**

PART No.	CONNECTION THREADS	WORKING PRESSURE
<b>950 304</b>	1/2" BSP (FF)	500 bar (7,140 psi)

**BUNG ADAPTORS**  
410 001 - 360 133

2" BSP (F) connection thread, with split collar to clamp the pump tube, adjusts to all drum covers except for cover 418 026 that requires converter 360 133.

PART No.	APPLICATION	INTERNAL JAW Ø
<b>410 000</b>	PumpMaster 3 pumps	26 mm
<b>410 002</b>	PM 3+3 pumps	30 mm
<b>410 001</b>	PumpMaster 6 pumps	35 mm

**360 133**, 2" BSP (F)  
**converter plate for drum cover 418 026**

**CONNECTION ADAPTORS**

Required to connect high pressure hoses to the pump.

PART No.	CONNECTION THREAD
<b>945 590</b>	1/4" BSP (MM)
<b>945 591</b>	3/8" BSP (M) - 1/4" BSP (M)
<b>945 592</b>	3/8" BSP (MM)
<b>945 593</b>	1/2" BSP (MM)
<b>945 554</b>	3/4" BSP (M) - 1/2" BSP (M)
<b>945 557</b>	1/2" BSP (M) - 3/8" BSP (M)
<b>945 556</b>	1/2" BSP (M) - 3/8" BSP (F)
<b>945 516</b>	1/2" BSP (M) - 1/4" BSP (F)

**AIR OPERATED PUMPS FOR OTHER SERVICE FLUIDS**

AIR OPERATED DOUBLE DIAPHRAGM PUMPS . . . . .	34
DF30 NON METALLIC PUMPS . . . . .	36
DF30 NON METALLIC PUMPS WITH DUAL INLET . . . . .	37
DF50 METALLIC AND NON METALLIC PUMPS . . . . .	38
DF50 METALLIC AND NON METALLIC PUMPS WITH DUAL INLET . . . . .	39
DF100 METALLIC AND NON METALLIC PUMPS . . . . .	40
DIAPHRAGM PUMP ACCESSORIES . . . . .	41
AIR OPERATED PISTON PUMPS FOR OTHER FLUIDS . . . . .	42
PUMPMASTER 2 SUCTION PUMP . . . . .	42
PUMPMASTER 2 NICKEL COATED LIQUID PUMP . . . . .	43
PUMPMASTER 2 AND 4 STAINLESS STEEL PISTON PUMPS . . . . .	43





## Directflo® MAIN FEATURES

Directflo® are innovative Air Operated Double Diaphragm Pump (AODDPs) that retain the advantages of conventional AODDPs whilst making a leap forward to address their shortcomings.

The parts of Directflo® that come into contact with the pumped fluid are available in a wide variety of materials, and so it is possible to configure Directflo® pumps to offer complete chemical compatibility with most fluids.

### Directflo® pumps offer all the advantages of conventional AODDPs:

- Discharge fluids at up-to 7 bar, to pump medium viscosity fluids even over long pipe runs and up to significant heights.
- No rotating shaft seals: no leaks pumping abrasive fluids.
- No rotating parts and no tight clearances: pump slurries.
- Gentle pumping action suitable for shear sensitive fluids or fluids that may form emulsions.
- Compressed air operation with no electricity required, inherently safe concept for environments with explosion risks. ATEX certified models available.
- Variable flow rate and pressure through simple adjustment of the air pressure.
- Tolerate dry running.
- Dead heading: pumps stop without any risk of damage when the fluid discharge line is fully closed.

### Plus significant improvements, through the unique Directflo® design, that will be appreciated in your application:

- Superior performance against back pressure, less loss of nominal flow capacity under real application conditions.
- Significant dry suction lift, eliminate self-priming issues pumping from drums and even tall tanks.
- Dependable lube free directional pivot air valve: starts-up every time. Tolerant of oil, moisture and dirt. Non icing. No air leaks when pumps are stalled by closing the fluid discharge line.
- Reduced air consumption per liter pumped, saves energy and possibly avoids the need to buy a bigger compressor.
- Reduced pulsation, greater accuracy during dosing and less splashing when dispensing.
- Lower vibrations and lower noise level.
- Extremely reliable: reduced part count design and very long life wear parts.

- Inline servicing of air valve, diaphragms and ball valves, without disconnecting the plumbing. The low part count design allows fast and reliable servicing by non-expert technicians.
- Robust, compact design.




## SIMPLE RELIABILITY, REDUCED TO THE MAX

Directflo® pumps are extremely simple. The reduced number of internal components results in a very reliable pump, with minimal maintenance requirements. Thanks to its central flow design, with no manifolds, the pump can be fully serviced without the need to disconnect the fluid distribution line. Furthermore, routine service and maintenance (air valve service, cleaning or replacing ball valves, replacing worn diaphragms, etc.) can be performed quickly and without errors by non-expert personnel.



The unique «Inside-Out» pump concept makes possible to bring, in addition to the central ball-valves fluid (CBV) path technique, Directflo® pumps feature two significant innovations: the Flexible Diaphragm Suspension (FDS) and the Frictionless Pivoting Air Valve (FPV).



#### **FRICTIONLESS PIVOTING AIR VALVE**

The FDS principle is complemented with the use of short stroke diaphragms that reciprocate very quickly. Shortening the stroke length dramatically reduces the fatigue wear of the diaphragms and so extends their life. A traditional sliding air valve could not be used as the friction in these kind of air valves is too high to allow the fast reversing action required. Therefore a new friction free and extremely fast air valve, the FPV (Frictionless Pivoting Air Valve), was developed.

The FPV is the heart of the reciprocate drive system and ensures very high operational reliability. The air distribution system (including the directional air valve module, the end of stroke sensor valves, and the air channels) is self-cleaning and withstands non lubricated, oily, dry, humid and dirty compressed air.

#### **FLEXIBLE DIAPHRAGM SUSPENSION**

One of the innovations behind the pump's smooth operation is the FDS technology (Flexible Diaphragm Suspension): The diaphragms are not rigidly fixed to the shaft.

Flexible Diaphragm Suspension reduces fatigue on the diaphragms, contributing to extend their service life. Also, shaft life is significantly increased, since the diaphragm only pushes the shaft but does not transmit non-axial loads.

This contributes to minimize pulsations, increases time between services and enables a central flow.



#### **SIMPLEST MAINTENANCE**

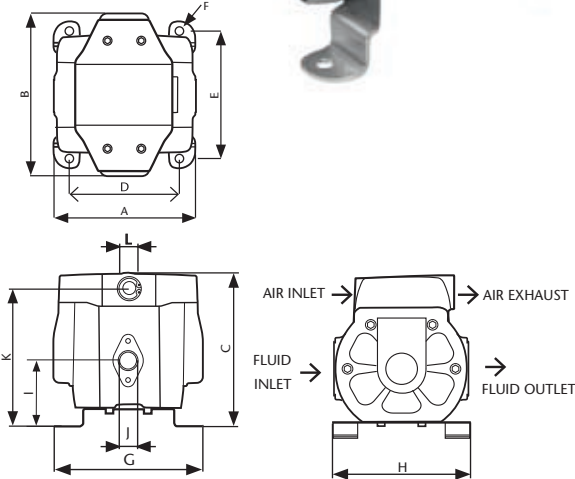
Pump maintenance has never been so easy. The entire pump can be disassembled without dismantling the fluid pipe lines. This makes replacing diaphragms, cleaning valves and other maintenance jobs easier and faster than in other diaphragm pumps.

For fluid dosing, spray, transfer, evacuation and distribution systems.  
38 l/min (10.4 US gpm), 1/2" fluid inlet and outlet ports.

Very robust construction, the pump is fully enclosed in a shield (except ATEX) models and has non-metallic wetted parts.

**MODELS AND APPLICATIONS**

APPLICATION	WETTED MATERIAL	CHECK BALLS	DIAPHRAGMS	PART No.
ANTIFREEZE AND COOLANT SOLUTIONS, WINDSHIELD WASH SOLUTIONS AdBlue® (DEF)	Polypropylene	PTFE	Hytrel®	<b>553 010</b>



**TECHNICAL DATA**

Pressure ratio	1:1
Maximum free delivery (1)	38 l/min (10.4 US gpm)
Delivery per stroke aprox. (1)	0,07 litres (0.019 US gallons)
Air pressure operating range	3 to 7 bar (45 to 100 psi)
Solids in suspension max size	3 mm (1/8")
Max dry suction head (1)	2,5 m (8.20')
Max wet suction head (1)	8 m (26.25')
Weight	2,2 Kg (4.85 lb)
Fluid inlet	1/2" BSP/NPT (F) and flange
Fluid outlet	1/2" BSP/NPT (F) and flange
Air inlet	3/8" NPSM (F)
Wetted part materials	See models and applications

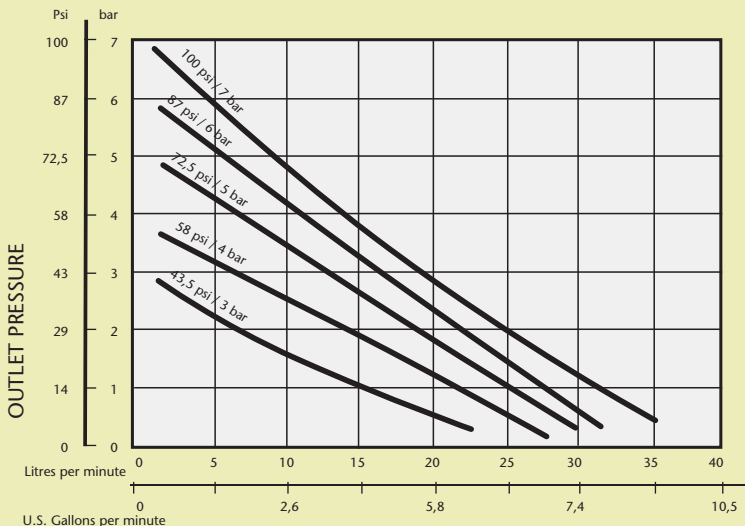
(1) Data measured with water, air inlet pressure 7 bar, 20 °C.

**DIMENSIONS (mm)**

A	B	C	D	E	F
130	160	162	105	122	8
G	I	J	K	L	
140	70	1/2" (F)	145	3/8" (F)	

**CAPACITY**

Tested at room temperature, with water and flooded pump with 80 mm (3.5 inches) positive suction.



**AIR CONSUMPTION**

100 psi / 7 bar SCFM-NL/min	87 psi / 6 bar SCFM-NL/min	72.5 psi / 5 bar SCFM-NL/min	58 psi / 4 bar SCFM-NL/min	43.5 psi / 3 bar SCFM-NL/min
0	0	0	0	0
2.01	59.3	0	0	0
2.21	65.3	0	0	0
2.51	73.9	0.67	19.8	72.5
2.89	85.3	1.72	50.8	0
3.37	99.4	2.67	78.9	0.87
3.94	116.2	3.53	104.1	1.94
4.61	135.8	4.28	126.3	2.89
5.36	158.2	4.94	145.6	3.74
6.21	183.2	5.49	162	4.49
7.16	211.1	5.95	175.5	5.12
8.19	241.6	6.31	186.1	5.65
9.32	274.9	6.57	193.7	6.07
10.54	310.9	6.73	198.4	6.38
11.85	349.7	6.79	200.3	6.59
			194.3	5.33
			157.3	3.9
			100.5	115
			148.6	3.41
			136.3	2.81
			179.1	4.62
			166.7	4.08
			151.1	3.42
			132.4	2.63
			110.5	1.72
			85.4	0.69
			58	0.00
			25.6	0.00
			0	0.00
			20.3	0.42
			77.6	0.42
			100.8	1.32
			100.8	1.32
			12.5	39
			62.5	62.5
			83	83
			100.5	100.5

**AIR OPERATED DIAPHRAGM PUMPS**

**DF30 NON METALLIC PUMPS WITH DUAL INLET**

553 020

Dual inlet pumps for 1:1 proportion mixing of fluids with similar viscosity. Both fluids and the resulting solution must be compatible with the pump wetted materials.

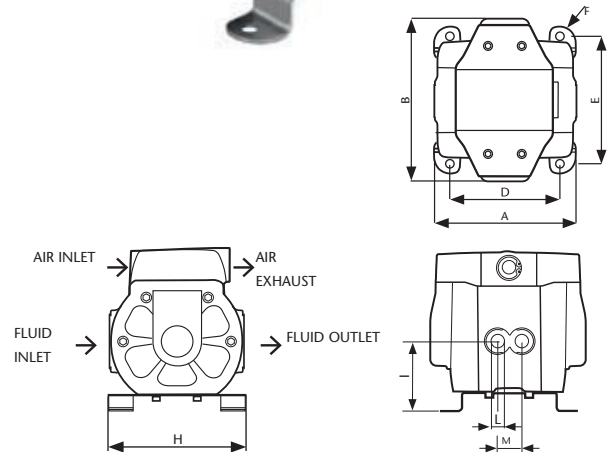
38 l/min (10.4 US gpm), 2 x 3/8" fluid inlet and 1/2" fluid outlet.

MODELS AND APPLICATIONS				
APPLICATION	WETTED MATERIAL	CHECK BALLS	DIAPHRAGMS	PART No.
1:1 SOLUTIONS OF WATER, ANTIFREEZE AND WATER, WINDSHIELD WASH	Polypropylene	PTFE	Hytrell®	<b>553 020</b>

TECHNICAL DATA	
Pressure ratio	1:1
Maximum free delivery (1)	38 l/min (10.4 US gpm)
Delivery per stroke (1)	0,07 litres (0.019 US gallons)
Air pressure operating range	3 to 7 bar (45 to 100 psi)
Solids in suspension max size	3 mm (1/8")
Max dry suction head (1)	2,5 m (8.2')
Max wet suction head (1)	8 m (26.25')
Weight	2,2 Kg (4.85 lb)
Fluid inlet	2 x 3/8" BSP/NPT (F)
Fluid outlet	1/2" BSP/NPT (F) and flange
Air inlet	3/8" NPSM (F)
Wetted part materials	See models and applications

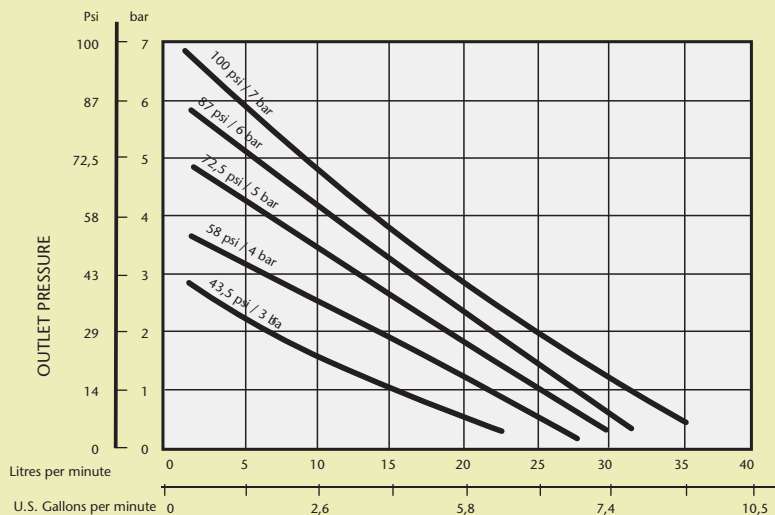
(1) Data measured with water, air inlet pressure 7 bar, 20 °C.

DIMENSIONS (mm)							
A	B	C	D	E	F	G	I
130	160	162	105	122	8	140	70
J	K	L	M				
1/2" (F)	145	3/8" (F)	24				



**CAPACITY**

Tested at room temperature, with water and flooded pump with 80 mm (3.5 inches) positive suction.



AIR CONSUMPTION	
100 psi/7 bar	0
87 psi / 6 bar	59.3
72.5 psi / 5 bar	65.3
58 psi / 4 bar	73.9
43.5 psi / 3 bar	85.3
	99.4
	116.2
	135.8
	158.2
	183.2
	211.1
	241.6
	274.9
	310.9
	349.7
	0
	0.67
	1.72
	2.67
	3.53
	4.28
	5.49
	6.31
	6.57
	6.79
	0
	0.87
	1.94
	2.89
	3.74
	4.49
	5.65
	6.07
	6.59
	0
	0.00
	0.00
	0.00
	0.00
	0.42
	1.32
	2.12
	2.81
	3.41
	3.9
	4.08
	4.62
	5.04
	5.33
	5.33

552 017 - 552 010

DF50 METALLIC AND NON METALLIC PUMPS

For fluid dosing, spray, transfer, evacuation and distribution systems.  
50 l/min (14 US gpm), 1/2" fluid inlet and outlet ports.

Very robust construction, the pump body is fully enclosed in a shield, except ATEX models.

**MODELS AND APPLICATIONS**

APPLICATION	WETTED MATERIAL	CHECK BALLS	DIAPHRAGMS	PART No.
LUBRICANTS, WASTE OIL, ANTIFREEZE AND WINDSHIELD WASH SOLUTIONS	Aluminum	Acetal	Hytrel®	<b>552 010</b>
ANTIFREEZE AND ANTIFREEZE SOLUTIONS, WINDSHIELD WASH SOLUTIONS, AdBlue® (DEF)	Polypropylene	PTFE	Hytrel®	<b>552 015</b>
PURE ETHANOL, PURE WINDSHIELD WASH (ATEX PUMP)	Conductive acetal	PTFE	PTFE	<b>552 017</b>

**TECHNICAL DATA**

Pressure ratio	1:1
Maximum free delivery (1)	50 l/min (14 US gpm)
Delivery per stroke aprox. (1)	0,1 litres (0.026 US gallons)
Air pressure operating range	3 to 7 bar (45 to 100 psi)
Solids in suspension max size	3 mm (1/8")
Max dry suction head (1)	6 m (20')
Max wet suction head (1)	8 m (26.25')
Weight	3,5 Kg (7.72 lb) (metallic) 2,8 Kg (6.17 lb) (non metallic)
Fluid inlet	1/2" NPSM (F) and flange (metallic) 1/2" BSP/NPT (F) and flange (non metallic)
Fluid outlet	1/2" NPSM (F) and flange (metallic) 1/2" BSP/NPT (F) and flange (non metallic)
Air inlet	3/8" NPSM (F)
Wetted part materials	See models and applications

(1) Data measured with water, air inlet pressure 7 bar, 20 °C.

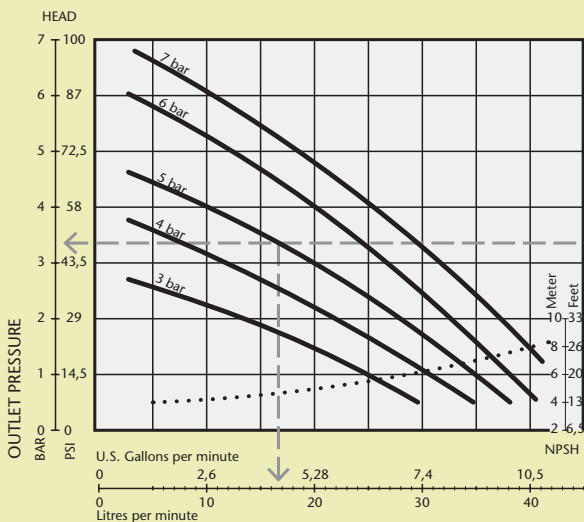
**DIMENSIONS (mm)**

A	B	C	D	E	F
156	160	167	105	122	8
G	I	J	K	L	
146	70	1/2" (F)	150	3/8" (F)	

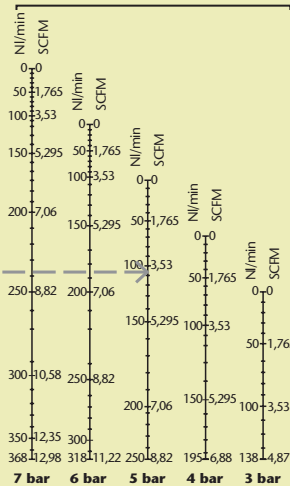


**CAPACITY**

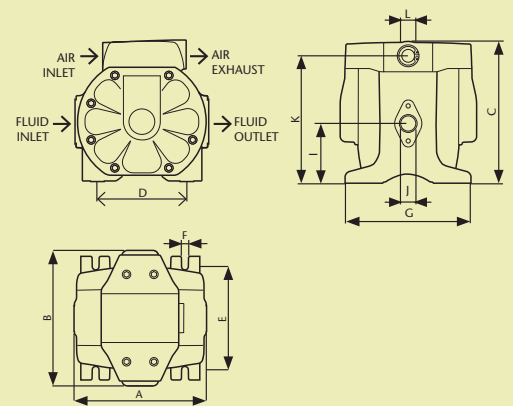
Tested at room temperature, with water and flooded pump with 80 mm (3.5 inches) positive suction.



**AIR CONSUMPTION**



**DIMENSIONS**





**AIR OPERATED DIAPHRAGM PUMPS**

**DF50 METALLIC AND NON METALLIC PUMPS WITH DUAL INLET**

552 025

Dual inlet pumps for 1:1 proportion mixing of fluids with similar viscosity. Both fluids and the resulting solution must be compatible with the pump wetted materials.

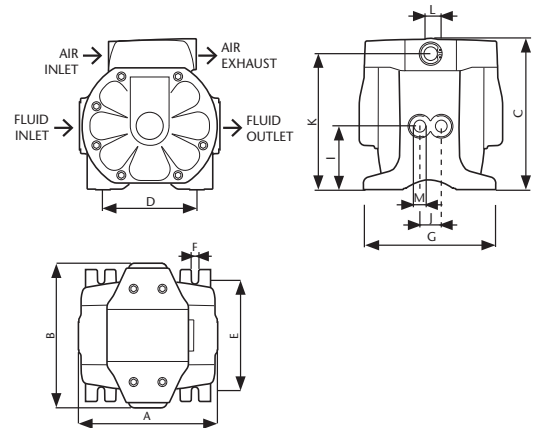
**MODELS AND APPLICATIONS**

APPLICATION	WETTED MATERIAL	CHECK BALLS	DIAPHRAGMS	PART No.
1:1 SOLUTIONS OF WATER, ANTIFREEZE AND WATER, WINDSHIELD WASH	Polypropylene	PTFE	Hytrell®	<b>552 025</b>

**TECHNICAL DATA**

Pressure ratio	1:1
Maximum free delivery (1)	50 l/min (14 US gpm)
Delivery per stroke approx. (1)	0,1 litres (0.026 US gallons)
Air pressure operating range	3 to 7 bar (45 to 100 psi)
Solids in suspension max size	3 mm (1/8")
Max dry suction head (1)	6 m (20')
Max wet suction head (1)	8 m (26.25')
Weight	3,5 Kg (7.72 lb)
Fluid inlet	2 x 3/8" NPSM (F) (metallic) 2 x 3/8" BSP/NPT (F) (non metallic)
Fluid outlet	1/2" NPSM (F) and flange (metallic) 1/2" BSP/NPT (F) and flange (non metallic)
Air inlet	3/8" NPSM (F)
Wetted part materials	See models and applications

(1) Data measured with water, air inlet pressure 7 bar, 20 °C.

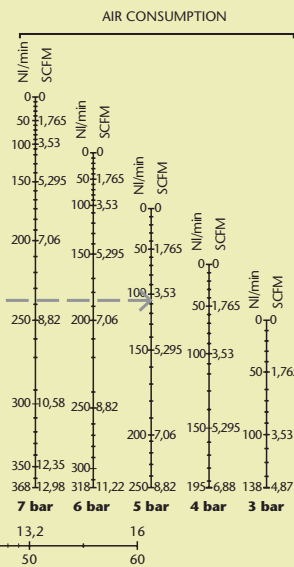
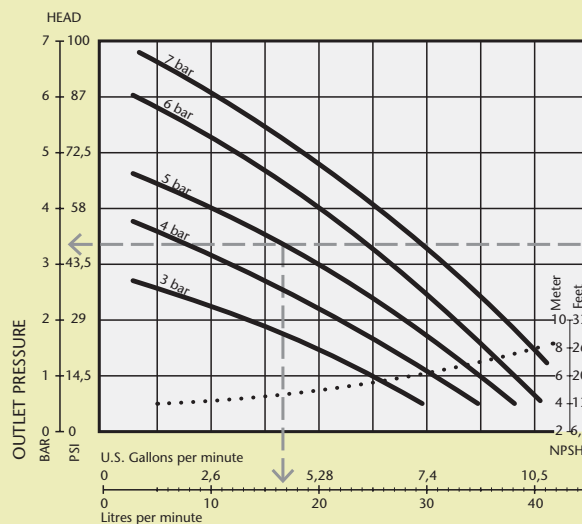


**DIMENSIONS (mm)**

A	B	C	D	E	F
156	160	167	105	122	8
G	I	J	K	L	M
146	70	1/2" (F)	150	3/8" (F)	24

**CAPACITY**

Tested at room temperature, with water and flooded pump with 80 mm (3.5 inches) positive suction.



551 010 - 551 015

DF100 METALLIC AND NON METALLIC PUMPS

For fluid dosing, spray, evacuation, transfer and distribution systems. 100 l/min, 28 US gpm 1" fluid inlet and outlet ports. Very robust construction, the pump is fully enclosed in a shield.

**MODELS AND APPLICATIONS**

APPLICATION	WETTED MATERIAL	CHECK BALLS	DIAPHRAGMS	PART No.
LUBRICANTS, WASTE OIL AND ANTIFREEZE	Aluminum	Acetal	Hytrell®	<b>551 010</b>
LUBRICANTS, WASTE OIL, ANTIFREEZE AND WINDSHIELD WASH SOLUTIONS AdBlue® (DEF)	Polypropylene	PTFE	Hytrell®	<b>551 015</b>



**TECHNICAL DATA**

Pressure Ratio	1:1
Maximum free delivery (1)	100 l/min (28 US gpm)
Delivery per stroke (1)	0,25 l (0.064 US gallons)
Air pressure operating range	3 to 7 bar (45 to 100 psi)
Solids in suspension max size	4 mm (3/16")
Max dry suction head (1)	4,5 m (15')
Max wet suction head (1)	7 m (23')
Weight	7,2 Kg (16 lb) (metallic) 6,5 Kg (14.4 lb) (non metallic)
Fluid inlet	1" BSP/NPT (F) and flange
Fluid outlet	1" BSP/NPT (F) and flange
Air inlet	3/8" NPSM (F)
Wetted part materials	See models and applications

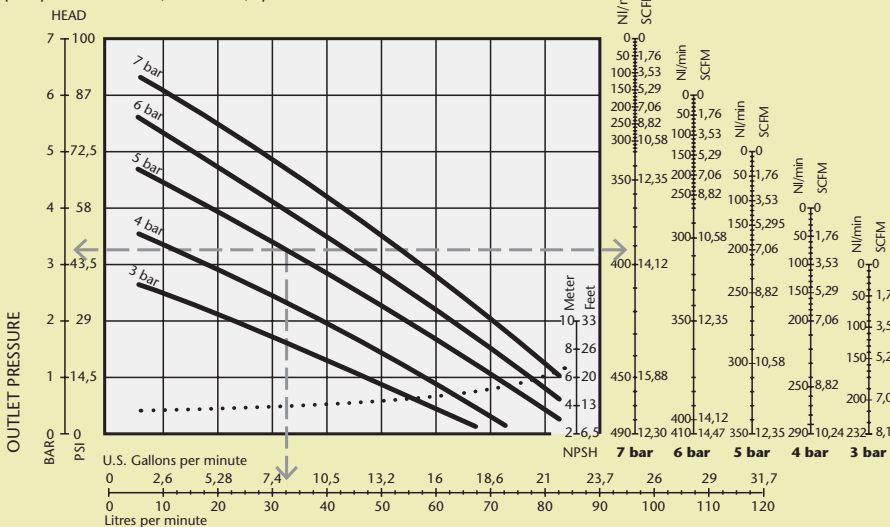
(1) Data measured with water, air inlet pressure 7 bar, 20 °C.

**DIMENSIONS (mm)**

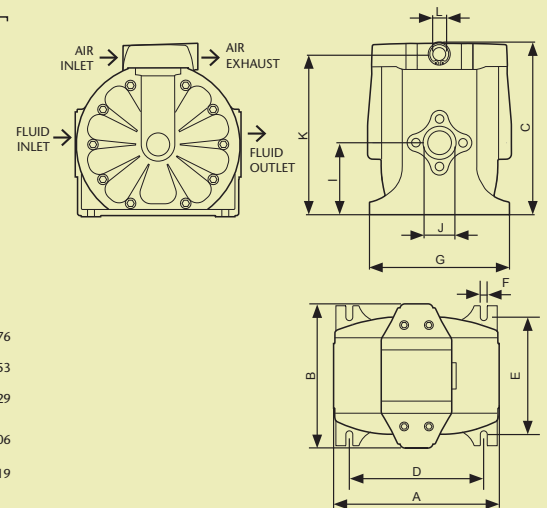
A	B	C	D	E	F
216	189	227	175	154	9
G	I	J	K	L	
184	94,5	1" (F)	210	3/8" (F)	

**CAPACITY**

Tested at room temperature, with water and flooded pump with 80 mm (3.5 inches) positive suction.



**DIMENSIONS**



**DIAPHRAGM PUMP ACCESSORIES**

AIR LINE ACCESSORIES

SPECIAL AIR ACCESSORIES



**For DF30, DF50 and DF100 pumps**

Air filters protect pump motors from damage and wear caused by dirt and moisture contained in compressed air. Air pressure regulators maintain a selected air pressure constant (between 0 to 12 bar), eliminating over pressure risks and erratic operation of equipment.

**240 500** Combined air filter and pressure regulator. 1/4" BSP (FF).

**240 201** Air pressure regulator, 0 - 12 bar, 1/4" BSP (FF).

**253 114** Automatic quick coupling, 1/4" BSP (F). Manufactured in brass, with nickel plated body and stainless steel wear parts for a longer life. Compatible with US MIL C4109 - ISO B6. Flow capacity: 1.000 l/min.

**259 038** Air nipple, 3/8" BSP (M). To be mounted at pump air inlet.

**Connection adaptors**

Required when connecting air accessories to a pump.

**239 000**, 1/4" BSP (M) x 1/4" BSP (M).

**239 001**, 3/8" BSP (M) x 1/4" BSP (M).

**Air hoses**

**246 006**, Air hose, 0,6 m 1/4" BSP (MM).

**246 010**, Air hose, 1,0 m 1/4" BSP (MM).

**246 015**, Air hose, 1,5 m 1/4" BSP (MM).

**Air valves**

**950 302**, 1/4" BSP (FF), needle valve.

**950 321**, 1/4" BSP (FF).

**950 318**, 3/8" BSP (FF).



951 432

**951 432 Pump silencer**

When replaces the standard air muffler, the noise pump noise level is reduced down to 70 dB. Includes air exhaust connection kit.

**558 338 Air exhaust connection kit**

When placed at the air exhaust port instead of the standard air muffler, allows connecting a hose for evacuating the air exhaust from the pump. Required when the pump is mounted submerged in the fluid or when the exhaust has to be vented outside the pump room. Connection thread: 3/8" BSP (F).

PUMP BRACKETS



**360 131 Wall bracket**

For DF30 and DF50 diaphragm pumps.

**755 900 Wall bracket**

For DF100 diaphragm pumps.

**360 137 Universal bracket with carrying handle**

Fits a DF30 or a DF50 diaphragm pump on top of a drum or an IBC.

CONNECTION ADAPTORS

SUCTION ACCESSORIES



**945 593**, 1/2" BSP (MM)

**945 555**, 1" BSP (MM)

**945 552**, 1" BSP (M) – 3/4" BSP (M)

**945 554**, 3/4" BSP (M) – 1/2" BSP (M)



**367 011 suction hose**

3 m spring reinforced transparent PVC suction hose for 205 l drums and 1.000 l IBCs. Includes height adjustable 2" bung adaptor.

**367 012 suction hose**

3 m spring reinforced transparent PVC suction hose with foot valve For 205 l drums and 1.000 l IBCs. Includes height adjustable 2" bung adaptor and foot valve manufactured in steel.

330 100

## PUMPMASTER 1 FLUID TRANSFER PUMP



Small but very versatile air operated transfer pump compatible with a wide range of slightly corrosive fluids such as detergents, windshield wash, light inks, water based paint, ink and varnish, etc. Includes air needle valve at the air inlet for adjusting the pump speed. Mounting thread 3/4" BSP (M).

## TECHNICAL DATA

PART No.	330 100
Pressure ratio	1:1
Air pressure operating range	2 - 8 bar (30 - 115 psi)
Air consumption (1)	240 NI/min - (8.5 cfm)
Maximum fluid outlet pressure	8 bar - (115 psi)
Air motor piston diameter	36 mm (1 1/2")
Air motor effective diameter	20 mm (0.8 ")
Air motor piston stroke	80 mm (3")
Number of cycles per litre	10,5 (40 US cycles per gallon)
Maximum free flow delivery (2)	15 l/min (4 US gpm)
Air inlet	1/4" BSP (F)
Fluid inlet	3/8" BSP (F) and 1/2" hose adaptor
Fluid outlet	3/8" BSP (M)
Wetted and seals materials	Aluminium / Stainless steel / Chromium steel / PTFE / Viton
Noise level (3)	86 dB

351 121

## PUMPMASTER 2 SUCTION PUMP



1:1 pressure ratio, double acting air operated pump for non-corrosive liquids, waste oil, etc. For wall, floor or drum trolley installation. This special pump is designed to create maximum vacuum and will not race when there is no liquid in the suction side. Recommended when you cannot control the pumping process or when using suction wands.

## TECHNICAL DATA

PART No.	351 121
Pressure ratio	1:1
Air pressure operating range	3 - 10 bar (42 - 140 psi)
Air consumption (1)	335 NI/min - (11.8 cfm)
Maximum fluid outlet pressure	10 bar - (140 psi)
Air motor piston diameter	51 mm (2")
Air motor effective diameter	35 mm (1.4")
Air motor piston stroke	75 mm (3")
Number of cycles per litre	7,4 (28 US cycles per gallon)
Maximum free flow delivery (4)	20 l/min (5.3 US gpm)
Air inlet	1/4" NPSM (F)
Fluid inlet	1" NPSM (F)
Fluid outlet	3/4" NPSM (F)
Wetted and seals materials	Nikel coated aluminum / Stainles steel / Acetal / NBR / Polyurethane
Noise level (3)	91,5 dB

(1) Maximum air consumption with 7 bar air inlet pressure and free delivery.

(2) Free delivery at 7 bar air inlet pressure, using water. Continuous duty flow rate: 6,5 l/min (1.7 US gpm).

(3) Maximum noise level measured 1 m from the pump, 7 bar air pressure and free delivery.

(4) Free delivery at 7 bar air inlet pressure, using SAE 20 oil at 20 °C room temperature.

**AIR OPERATED PISTON PUMPS FOR OTHER SERVICE FLUIDS**

**PUMPMASTER 2/1:1 PRESSURE RATIO NICKEL COATED LIQUID PUMP**

601 202

1:1 pressure ratio PUMPMASTER 2 pump with corrosion protected wetted parts. It can be used with all types of lubricants and glycol or windshield washer water based solutions.

TECHNICAL DATA	
PART No.	601 202
Pressure ratio	1:1
Air pressure operating range	3 - 10 bar (42 - 140 psi)
Air consumption (1)	335 NI/min (11.8 cfm)
Maximum fluid outlet pressure	10 bar - (140 psi)
Air motor piston diameter	51 mm (2")
Air motor effective diameter	35 mm (1.4")
Air motor piston stroke	75 mm (3")
Number of cycles per litre	7,4 (28 cycles per US gallon)
Maximum free flow delivery (2)	55 l/min (14.53 US gpm)
Air inlet	1/4" NPSM (F)
Fluid inlet	1" NPSM (F)
Fluid outlet	3/4" NPSM (F)
Wetted and seals materials	Nickel coated aluminum / Steel / Stainles steel / Acetal / Polyurethane
Noise level (3)	91,5 dB



**Accessories:**

**331 110.002** PVC suction tube for 205 l drums.

**PUMPMASTER 2 AND PUMPMASTER 4 STAINLESS STEEL PISTON PUMPS**

333 120 - 331 120

PUMPMASTER 2 and PUMPMASTER 4 air motors with AISI 316 stainless steel divorced pumps. Pumps can be used with a wide variety of fluids such as paint solvents, cleaning fluids, anti-freeze and wind shield washer fluids, detergents, anticorrosion fluids, light inks, etc.

TECHNICAL DATA		
PART No.	331 120	333 120
Pressure ratio	1:1	3:1
Air pressure operating range	3 - 10 bar	3 - 10 bar
Air consumption (1)	195 NI/min (6.86 cfm)	720 NI/min (25.36 cfm)
Maximum fluid outlet pressure	10 bar (140 psi)	30 bar (420 psi)
Air motor piston diameter	51 mm (2")	88 mm (3.5")
Air motor effective diameter	35 mm (1.4")	60 mm (2.4")
Air motor piston stroke	75 mm (3")	100 mm (4")
Number of cycles per litre	4 (15 cycles per US gallon)	3.5 (13 cycles per US gallon)
Maximum free flow delivery (2)	38 lpm (10 US gpm)	45 lpm (11.9 US gpm)
Air inlet	1/4" NPSM (F)	3/8" NPSM
Fluid inlet	1" NPSM (F)	1" NPSM
Fluid outlet	3/4" NPSM (F)	3/4" NPSM
Wetted and seal materials	PTFE / Viton / Stainless steel	PTFE / Viton / Stainless steel
Noise level (3)	86 dB	93 dB



**Accessories:**

**331 110.002** PVC suction tube for 205 l drums.

(1) Maximum air consumption with 7 bar air inlet pressure and free delivery.  
 (2) Maximum free delivery at 7 bar air inlet pressure, using water.  
 (3) Maximum noise level measured 1 m from the pump, 7 bar air pressure and free delivery.





**HOSE REELS**

HOSE REELS GENERAL INFORMATION . . . . .	46
501 SERIES DOUBLE PEDESTAL ARM HOSE REELS . . . . .	47
506 SERIES SINGLE ARM HOSE REELS . . . . .	48
507 SERIES INDIVIDUALLY ENCLOSED REELS . . . . .	50
504 SERIES DOUBLE PEDESTAL ARM HOSE REELS . . . . .	52
505 SERIES DOUBLE PEDESTAL ARM FULL METAL HOSE REELS . . . . .	54
508 SERIES HEAVY DUTY HIGH DELIVERY REELS . . . . .	56
COMPACT REELS FOR AIR AND CABLE . . . . .	58
HOSE REEL MOUNTING ACCESSORIES . . . . .	59
WORKSITE TWO, FLUID AND ENERGY SERVICE COLUMN . . . . .	60



**SAMOA** hose reels are used around the world and they have been designed to be premium quality fluid reels. Properly positioned, a hose reel will increase productivity. Safety in the shop is enhanced because hoses are retracted when not in use and so hoses trailing across the floor are eliminated. Hose life is greatly extended since hoses are not dragged across the floor, nor walked upon, nor driven since the hose is always ready at hand and can be retracted out of the way when not in use. Hose reels can be mounted on wall, ceiling, floor or on top of tanks, benches, etc. Samoa offers a wide range of mounting accessories to help with the installation of an individual reel or a reel bank.



COMPRESSED AIR • WATER • DIESEL • LUBRICANTS • ANTIFREEZE • WINDSHIELD WASH • GREASE • AdBlue®

**ALL SAMOA REELS HAVE**

- Superior power spring life. Special fatigue resistant steel spring guarantees long life and trouble free operation.
- Heavy duty ratchet, with large effective radial latching area for an easier and user-friendly operation.
- Metal arms, enclosures, base and spool are epoxy powder coated for increased wear resistance.
- Samoa only uses high quality hoses, specially formulated for use in hose reels, from established European manufacturers.

**ADVANTAGES OF THE USE OF HOSE REELS**

- Increased productivity.
- Reduced wear and increased life of hoses.
- Simple hose handling and storage.
- Lower risk of accidents as hose reels contribute to keep hoses out off the floor.
- Work environment improvement.

CODE	HOSE TYPE	APPLICATION
A	SBR synthetic rubber with textile braid	AIR AND WATER UP TO 20 BAR.
B	EPDM with textile braid	WINDSHIELD WASH FLUID, SOLVENTS, AND FLUIDS UP TO 20 BAR.
C	SBR synthetic rubber with one steel braid	HOT AND COLD HIGH PRESSURE WATER UP TO 150°C AND 170 BAR.
D	NBR synthetic rubber with one steel braid	OIL, AIR, WATER AND ANTIFREEZE UP TO 100 BAR WORKING PRESSURE.
E	NBR synthetic rubber with one high density steel braid	GREASE UP TO 350 BAR (1/4" I.D.), 280 BAR (3/8" I.D.) OR 240 BAR (1/2" I.D.) WORKING PRESSURE.
F	Polyurethane and PVC	AIR AND WATER UP TO 15 BAR.

NBR: Nitrile butadiene rubber.  
 SBR: Styrene butadiene rubber.  
 EPDM: Ethylene propylene M-class rubber.

Samoa offers a wide range of brackets, racks and stands for mounting hose reels. A properly installed hose reel has an inlet hose to prevent vibration transfer to the reel. A shut off valve is positioned at the inlet hose to allow the isolation of each reel for servicing purposes.

**501 SERIES DOUBLE PEDESTAL ARM HOSE REELS**

10 M OPEN TYPE HOSE REELS - 501 SERIES

501 200

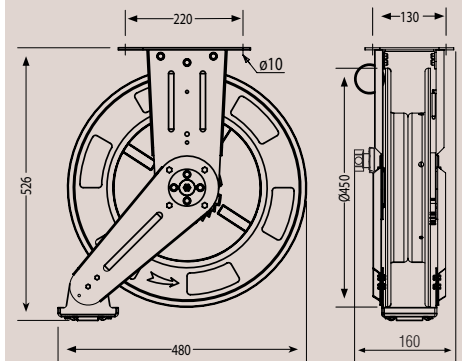


Double pedestal hose reel for air, low pressure water, medium pressure lubricants and high pressure grease. All metal arm construction, can handle up to 10 m (30') of 1/2" hose.

**Main features:**

- Brass forged shaft compatible with a wide range of fluids ensures corrosion free and leak proof operation.
- Robust all steel construction with double pedestal arm design.
- Special fatigue resistance steel spring for years of durable performance.
- Positionable outlet arm for an optimum operation in any mounting position: wall, ceiling, floor or tank.
- Epoxy powder coated for increased wear resistance.
- No special maintenance required.

**Applications:** Delivery of compressed air, low pressure water, lubricants and grease in vehicle maintenance centres, general industry, agriculture, service stations, etc.

**Dimensions (mm)**


PART No.	HOSE LENGTH	HOSE DIAMETER NOMINAL O.D. x I.D.	OUTLET THREAD	INLET THREAD	HOSE* TYPE	HOSE PRESSURE RATING	HOSE BURST PRESSURE	NET WEIGHT	WITHOUT HOSE PART No.
<b>COMPRESSED AIR AND LOW PRESSURE WATER</b>									
<b>501 100</b>	10 m - 30'	3/8" - 17 x 10 mm	R 3/8" M <sup>(2)</sup>	R 1/2" M <sup>(2)</sup>	A	20 bar - 300 psi	45 bar - 650 psi	17,9 kg	<b>501 198</b> <sup>(1)</sup>
<b>OIL, ANTIFREEZE, AIR AND WATER</b>									
<b>501 200</b>	10 m - 30'	1/2" - 18 x 12,5 mm	G 1/2" F/M <sup>(3)</sup>	G 1/2" F/M <sup>(3)</sup>	D	100 bar - 1,500 psi	400 bar - 6,000 psi	20,0 kg	<b>501 298</b> <sup>(1)</sup>
<b>GREASE</b>									
<b>501 300</b>	10 m - 30'	1/4" - 14 x 6,4 mm	R 1/4" M <sup>(2)</sup>	G 1/4" F/M <sup>(3)</sup>	E	350 bar - 5,000 psi	1.400 bar - 20,000 psi	19,2 kg	<b>501 398</b> <sup>(1)</sup>

<sup>(1)</sup> Models supplied without hose. Maximum working pressure is the minimum working pressure of the individual components used, normally the hose.

<sup>(2)</sup> Swaged male tapered threads.

<sup>(3)</sup> Swaged 60° cone nut and 60° double male adapter.

All models with hose include a 0,8 m (2.5') inlet hose.

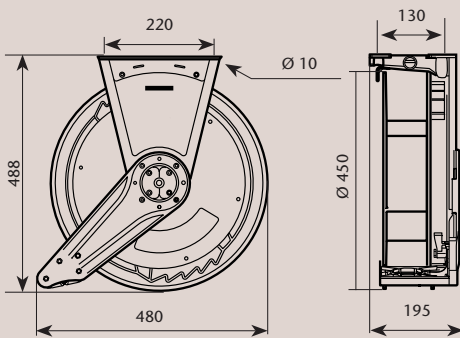
\* Hose type: See page 46.



506 202

SINGLE ALUMINIUM ARM HOSE REEL - 506 SERIES

**Applications:** Delivery of compressed air, low pressure water and fluids; medium pressure lubricants, high pressure hot and cold water and high pressure grease in vehicle maintenance centres, general industry, agriculture, service stations, marine, aviation, etc.

**Dimensions (mm)**

Aluminium and composite material single arm hose reel for air, water, oil, antifreeze, windshield wash fluid, high pressure hot and cold water and grease with hose capacity up to 15 m x 1/2" hose.

**Main features:**

- Aluminium base and guide arm provides this reel with the rigidity to withstand even the most demanding applications, whilst offering a reduced weight for easy off installation (hose reel weight with 15 m x 1/2" hose is only 14,9 kg).
- Epoxy powder coated aluminium base and arm, composite material spool and stainless steel fasteners provide superb corrosion resistance for working in damp environments.
- Nickel protected shaft and swivel for wear and corrosion resistance and wide fluid compatibility.
- Spool mounted on two permanently lubricated ball bearings for an easy pull out of the hose and better spring performance.
- Large effective radial latching area for easier operation.
- Round 6 roller hose outlet increases hose life, prevents hose pinching and reduces friction.



*Single arm design allows easy maintenance: hose replacement and ratchet and swivel inspection can be done without disassembly of the reel.*

*Additionally, power spring tension can be adjusted on-site with the system under pressure and without the need to use any tool or to remove the hose stop and control valve, regardless of the reel height and mounting position. Spring tension can be increased simply by adding hose loops to the spool and it can be decreased by removing hose loops.*



## 506 SERIES SINGLE ARM HOSE REELS. MODELS, SPECIFICATIONS AND ACCESSORIES



## HOSE REELS WITH HOSE

PART No.	HOSE LENGTH	HOSE DIAMETER NOMINAL O.D. x I.D.	OUTLET THREAD	INLET THREAD	HOSE* TYPE	HOSE PRESSURE RATING	HOSE BURST PRESSURE	NET WEIGHT
<b>COMPRESSED AIR AND LOW PRESSURE WATER</b>								
506 101	10 m - 30'	3/8" - 17 x 10 mm	R 3/8" M <sup>(1)</sup>	R 1/2" M <sup>(1)</sup>	A	20 bar - 300 psi	45 bar - 650 psi	12,1 kg
506 121	15 m - 50'	3/8" - 17 x 10 mm	R 3/8" M <sup>(1)</sup>	R 1/2" M <sup>(1)</sup>	A	20 bar - 300 psi	45 bar - 650 psi	14,2 kg
506 122	15 m - 50'	1/2" - 20 x 12,5 mm	R 1/2" M <sup>(1)</sup>	R 1/2" M <sup>(1)</sup>	A	20 bar - 300 psi	45 bar - 650 psi	14,9 kg
<b>HOT AND COLD WATER (150 °C - 300 °F MAXIMUM TEMPERATURE)</b>								
506 421	15 m - 50'	3/8" - 16 x 10 mm	G 3/8" F/M <sup>(2)</sup>	G 3/8" F/M <sup>(2)</sup>	C	170 bar - 2,500 psi	680 bar - 10,000 psi	15,1 kg
<b>OIL, ANTIFREEZE, AIR AND WATER</b>								
506 202	10 m - 30'	1/2" - 18 x 12,5 mm	G 1/2" F/M <sup>(2)</sup>	G 1/2" F/M <sup>(2)</sup>	D	100 bar - 1,500 psi	400 bar - 6,000 psi	12,6 kg
506 222	15 m - 50'	1/2" - 18 x 12,5 mm	G 1/2" F/M <sup>(2)</sup>	G 1/2" F/M <sup>(2)</sup>	D	100 bar - 1,500 psi	400 bar - 6,000 psi	14,9 kg
506 212	18 m - 60'	1/2" - 18 x 12,5 mm	G 1/2" F/M <sup>(2)</sup>	G 1/2" F/M <sup>(2)</sup>	D	100 bar - 1,500 psi	400 bar - 6,000 psi	15,7 kg
<b>WASTE OIL SUCTION</b>								
506 503	6 m - 20'	5/8" - 23 x 16 mm	G 1/2" F/M <sup>(2)</sup>	G 1/2" FM <sup>(2)</sup>	D	100 bar - 1,500 psi	400 bar - 6,000 psi	13,3 kg
<b>WINDSHIELD WASH AND DEGREASERS (STAINLESS STEEL SHAFT AND SWIVEL)</b>								
506 602	10 m - 30'	1/2" - 21 x 12,5 mm	G 1/2" F/M <sup>(2)</sup>	G 1/2" F/M <sup>(2)</sup>	B	20 bar - 300 psi	80 bar - 1,200 psi	13,0 kg
506 622	15 m - 50'	1/2" - 21 x 12,5 mm	G 1/2" F/M <sup>(2)</sup>	G 1/2" F/M <sup>(2)</sup>	B	20 bar - 300 psi	80 bar - 1,200 psi	15,5 kg
<b>GREASE</b>								
506 300	10 m - 30'	1/4" - 14 x 6,4 mm	R 1/4" M <sup>(1)</sup>	G 1/4" F/M <sup>(2)</sup>	E	350 bar - 5,000 psi	1.400 bar - 20,000 psi	12,4 kg
506 301	10 m - 30'	3/8" - 17 x 10 mm	R 1/4" M <sup>(1)</sup>	G 3/8" H/M <sup>(2)</sup>	E	280 bar - 4,000 psi	1.120 bar - 16,000 psi	12,9 kg
506 321	15 m - 50'	3/8" - 17 x 10 mm	R 1/4" M <sup>(1)</sup>	G 3/8" F/M <sup>(2)</sup>	E	280 bar - 4,000 psi	1.120 bar - 16,000 psi	16,0 kg
506 311	18 m - 60'	3/8" - 17 x 10 mm	R 1/4" M <sup>(1)</sup>	G 3/8" F/M <sup>(2)</sup>	E	280 bar - 4,000 psi	1.120 bar - 16,000 psi	17,0 kg
<b>ADBLUE® (DEF)</b>								
506 702	10 m - 30'	1/2" - 21 x 12,5 mm	G 1/2" F/M <sup>(2)</sup>	G 1/2" F/M <sup>(2)</sup>	B	20 bar - 300 psi	80 bar - 1,200 psi	13,0 kg
506 722	15 m - 50'	1/2" - 21 x 12,5 mm	G 1/2" F/M <sup>(2)</sup>	G 1/2" F/M <sup>(2)</sup>	B	20 bar - 300 psi	80 bar - 1,200 psi	15,5 kg

(1) Swaged male tapered threads.

(2) Swaged 60° cone nut and 60° double male adaptor.

Models with 18 m - 60' of hose should be used in installations allowing a minimum of 3 m - 10' of fluid hose hanging from the reel, and never with the hose totally coiled inside the reel. All models with hose include a 0,8 m (2.5') inlet hose.

\* Hose type: See page 46.

## HOSE REELS WITH NO HOSE

Hose reels do not include hose, hose stop and U-bolt. See hose reel accessories for hose stoppers, U-bolts and connection adapters.

PART No.	APPLICATION	MAXIMUM HOSE CAPACITY	SWIVEL CONNECTION THREAD	SHAFT CONNECTION THREAD	MAXIMUM WORKING PRESSURE <sup>(2)</sup>
506 000	LOW AND MEDIUM PRESSURE AIR, WATER, ANTIFREEZE AND COOLANT SOLUTIONS, LUBRICANTS	10 m x 1/2" or 10 m x 3/8"	1/2" NPT (F)	1/2" BSP (M)	200 bar - 3,000 psi
506 002		15 m x 1/2" or 15 m x 3/8"	1/2" NPT (F)	1/2" BSP (M)	200 bar - 3,000 psi
506 001		18 m x 1/2" (1)	1/2" NPT (F)	1/2" BSP (M)	200 bar - 3,000 psi
506 030	HIGH PRESSURE GREASE	10 m x 3/8" or 10 m x 1/4"	3/8" NPT (F)	3/8" BSP (M)	400 bar - 6,000 psi
506 032		15 m x 3/8" or 15 m x 1/4"	3/8" NPT (F)	3/8" BSP (M)	400 bar - 6,000 psi
506 031		18 m x 3/8" (1)	3/8" NPT (F)	3/8" BSP (M)	400 bar - 6,000 psi
506 042	HIGH PRESSURE WATER	15 m x 3/8"	1/2" NPT (F)	1/2" BSP (M)	180 bar - 2,700 psi
506 060	WINDSHIELD WASH, DEGREASERS	10 m x 1/2"	1/2" NPT (F)	1/2" BSP (M)	200 bar - 3,000 psi
506 062		15 m x 1/2"	1/2" NPT (F)	1/2" BSP (M)	200 bar - 3,000 psi

(1) Models for 18 m shall be used in installations allowing a minimum of 3 m of fluid hose hanging from the reel and never with the hose totally coiled inside the reel.

(2) Bare reel working pressure. Maximum application pressure must not exceed the minimum of reel and installed hose working pressures.

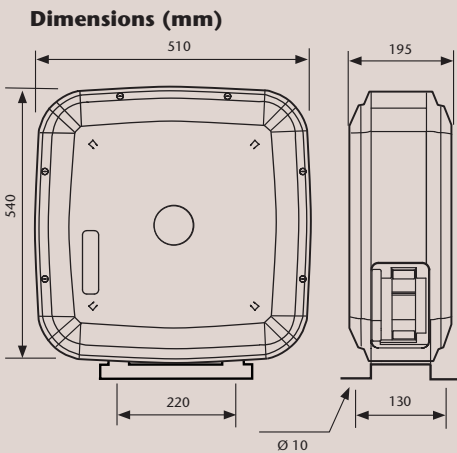
## ACCESSORIES

**HOSE STOP, U-BOLT KITS AND CONNECTION ADAPTERS SEE 507 SERIES REEL ACCESSORIES**

507 202

INDIVIDUALLY ENCLOSED REELS - 507 SERIES

**Applications:** Delivery of compressed air, low pressure water and fluids, medium pressure lubricants, high pressure hot and cold water and high pressure grease in vehicle maintenance centres, general industry, agriculture, service stations, marine, aviation, etc.



Very robust individually enclosed reel with extra hose capacity. It can be used with air, water, antifreeze, windshield wash solutions, lubricants and grease. Hose capacity 10, 15 and 18 m of 1/2" hose.

**Main features:**

- Corrosion resistant aluminum shield forms a very rigid and light weight structure with attractive design.
- Full port nickel protected steel shaft and shaft for wear and corrosion resistance and wide fluid compatibility. Reel for fluids (windshield wash solutions, degreasers, etc.) and high pressure water, have stainless steel shaft and swivel.
- Spool mounted on two permanent lubricated sealed ball bearings to reduce torque load on power spring for smooth operation and durability.
- Large effective radial latching area for easier operation.
- Special fatigue resistance steel spring for years of durable performance.
- Positionable mounting brackets for optimum operation in any mounting position: wall, ceiling, floor or tank.
- Epoxy powder coated for increased wear resistance.
- Very easy maintenance thanks to two wide lateral service windows.



*Easy maintenance and service. Removing one of the side panels provides full access for swivel inspection, hose replacement or power spring load adjustment. Removing the other side panel provides full access to the ratchet mechanism. Any maintenance activity can be done without dismounting the reel from its position.*



*Spool mounted on ball bearings. The spool is mounted on two permanently lubricated ball bearings providing a smooth and comfortable hose extraction. Bearings provide optimal hose retraction even in the most demanding situations.*

## 507 SERIES INDIVIDUALLY ENCLOSED REELS. MODELS, SPECIFICATIONS AND ACCESSORIES



## HOSE REELS WITH HOSE

PART No.	HOSE LENGTH	HOSE Ø NOMINAL O.D. x I.D.	OUTLET THREAD	INLET THREAD	HOSE* TYPE	HOSE PRESSURE RATING	HOSE BURST PRESSURE	NET WEIGHT
<b>COMPRESSED AIR AND LOW PRESSURE WATER</b>								
<b>507 101</b>	10 m - 30'	3/8" - 17 x 10 mm	R 3/8" M <sup>(1)</sup>	R 1/2" M <sup>(1)</sup>	<b>A</b>	20 bar - 300 psi	45 bar - 650 psi	18,4 kg
<b>507 121</b>	15 m - 50'	3/8" - 17 x 10 mm	R 3/8" M <sup>(1)</sup>	R 1/2" M <sup>(1)</sup>	<b>A</b>	20 bar - 300 psi	45 bar - 650 psi	20,7 kg
<b>507 122</b>	15 m - 50'	1/2" - 20 x 12,5 mm	R 1/2" M <sup>(1)</sup>	R 1/2" M <sup>(1)</sup>	<b>A</b>	20 bar - 300 psi	45 bar - 650 psi	21,4 kg
<b>HOT AND COLD WATER (150 °C - 300 °F MAXIMUM TEMPERATURE)</b>								
<b>507 421</b>	15 m - 50'	3/8" - 16 x 10 mm	G 3/8" F/M <sup>(2)</sup>	G 3/8" F/M <sup>(2)</sup>	<b>C</b>	170 bar - 2,500 psi	680 bar - 10,000 psi	22,2 kg
<b>OIL, ANTIFREEZE, AIR AND WATER</b>								
<b>507 202</b>	10 m - 30'	1/2" - 18 x 12,5 mm	G 1/2" F/M <sup>(2)</sup>	G 1/2" F/M <sup>(2)</sup>	<b>D</b>	100 bar - 1,500 psi	400 bar - 6,000 psi	18,9 kg
<b>507 222</b>	15 m - 50'	1/2" - 18 x 12,5 mm	G 1/2" F/M <sup>(2)</sup>	G 1/2" F/M <sup>(2)</sup>	<b>D</b>	100 bar - 1,500 psi	400 bar - 6,000 psi	21,4 kg
<b>507 212</b>	18 m - 60'	1/2" - 18 x 12,5 mm	G 1/2" F/M <sup>(2)</sup>	G 1/2" F/M <sup>(2)</sup>	<b>D</b>	100 bar - 1,500 psi	400 bar - 6,000 psi	22,2 kg
<b>WASTE OIL SUCTION</b>								
<b>507 503</b>	6 m - 20'	5/8" - 23 x 16 mm	G 1/2" F/M <sup>(2)</sup>	G 1/2" FM <sup>(2)</sup>	<b>D</b>	100 bar - 1.500 psi	400 bar - 6.000 psi	19,1 kg
<b>WINDSHIELD WASH AND DEGREASERS (STAINLESS STEEL SHAFT AND SWIVEL)</b>								
<b>507 602</b>	10 m - 30'	1/2" - 21 x 12,5 mm	G 1/2" F/M <sup>(2)</sup>	G 1/2" F/M <sup>(2)</sup>	<b>B</b>	20 bar - 300 psi	80 bar - 1,200 psi	19 kg
<b>507 622</b>	15 m - 50'	1/2" - 21 x 12,5 mm	G 1/2" F/M <sup>(2)</sup>	G 1/2" F/M <sup>(2)</sup>	<b>B</b>	20 bar - 300 psi	80 bar - 1,200 psi	21,5 kg
<b>GREASE</b>								
<b>507 300</b>	10 m - 30'	1/4" - 14 x 6,4 mm	R 1/4" M <sup>(1)</sup>	G 1/4" F/M <sup>(2)</sup>	<b>E</b>	350 bar - 5,000 psi	1.400 bar - 20,000 psi	18,8 kg
<b>507 301</b>	10 m - 30'	3/8" - 17 x 10 mm	R 1/4" M <sup>(1)</sup>	G 3/8" H/M <sup>(2)</sup>	<b>E</b>	280 bar - 4,000 psi	1.120 bar - 16,000 psi	19,5 kg
<b>507 321</b>	15 m - 50'	3/8" - 17 x 10 mm	R 1/4" M <sup>(1)</sup>	G 3/8" F/M <sup>(2)</sup>	<b>E</b>	280 bar - 4,000 psi	1.120 bar - 16,000 psi	22,6 kg
<b>507 311</b>	18 m - 60'	3/8" - 17 x 10 mm	R 1/4" M <sup>(1)</sup>	G 3/8" F/M <sup>(2)</sup>	<b>E</b>	280 bar - 4,000 psi	1.120 bar - 16,000 psi	23,5 kg

(1) Swaged male tapered threads. (2) Swaged 60° cone nut and 60° double male adaptor.

Models with 18 m - 60' of hose should be used in installations allowing a minimum of 3 m - 10' of fluid hose hanging from the reel, and never with the hose totally coiled inside the reel. All models with hose include a 0,8 m - (2.5') inlet hose. \* Hose type: See page 46.

## HOSE REELS WITH NO HOSE

Hose reels do not include hose, hose stop and U-bolt. See hose reel accessories for hose stoppers, U-bolts and connection adapters.

PART No.	APPLICATION	MAX. HOSE CAPACITY	SWIVEL CONNECTION THREAD	SHAFT CONNECTION THREAD	MAX. WORKING PRESSURE <sup>(2)</sup>
<b>507 000</b>	LOW AND MEDIUM PRESSURE AIR, WATER, ANTIFREEZE AND COOLANT SOLUTIONS, LUBRICANTS	10 m x 1/2" or 10 m x 3/8"	1/2" NPT (F)	1/2" BSP (M)	200 bar - 3,000 psi
<b>507 002</b>		15 m x 1/2" or 15 m x 3/8"	1/2" NPT (F)	1/2" BSP (M)	200 bar - 3,000 psi
<b>507 001</b>		18 m x 1/2" <sup>(1)</sup>	1/2" NPT (F)	1/2" BSP (M)	200 bar - 3,000 psi
<b>507 030</b>	HIGH PRESSURE GREASE	10 m x 3/8" or 10 m x 1/4"	3/8" NPT (F)	3/8" BSP (M)	400 bar - 6,000 psi
<b>507 032</b>		15 m x 3/8" or 15 m x 1/4"	3/8" NPT (F)	3/8" BSP (M)	400 bar - 6,000 psi
<b>507 031</b>		18 m x 3/8" <sup>(1)</sup>	3/8" NPT (F)	3/8" BSP (M)	400 bar - 6,000 psi
<b>507 042</b>	HIGH PRESSURE WATER	15 m x 3/8"	1/2" NPT (F)	1/2" BSP (M)	180 bar - 2,700 psi
<b>507 060</b>	LOW PRESSURE WINDSHIELD WASH, DEGREASERS	10 m x 1/2"	1/2" NPT (F)	1/2" BSP (M)	200 bar - 3,000 psi
<b>507 062</b>		15 m x 1/2"	1/2" NPT (F)	1/2" BSP (M)	200 bar - 3,000 psi

(1) Models for 18 m shall be used in installations allowing a minimum of 3 m of fluid hose hanging from the reel and never with the hose totally coiled inside the reel.

(2) Bare reel working pressure. Maximum application pressure must not exceed the minimum of reel and installed hose working pressures.

## ACCESSORIES

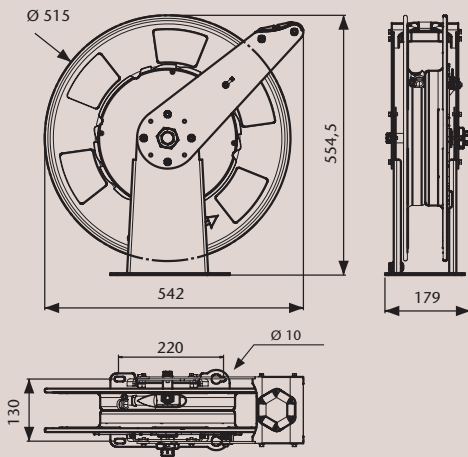
<b>HOSE STOP AND U-BOLT KITS</b>	
<b>526 001</b>	HOSE STOP AND U-BOLT KIT. FOR HOSE WITH 18,1 / 17,0 MM, MAX. / MIN. OUTSIDE DIAMETER
<b>526 002</b>	HOSE STOP AND U-BOLT KIT. FOR HOSE WITH 21,5 / 20,0 MM, MAX. / MIN. OUTSIDE DIAMETER
<b>526 004</b>	HOSE STOP AND U-BOLT KIT. FOR HOSE WITH 15.7 / 15,0 MM, MAX. / MIN. OUTSIDE DIAMETER
<b>STRAIGHT ADAPTERS</b>	
<b>945 593</b>	1/2" NPT (M) - 1/2" BSP (M). CONNECTION ADAPTOR
<b>945 676</b>	3/8" NPT (M) - 3/8" BSP (M). CONNECTION ADAPTOR
<b>COMPACT 90° SWIVELLING ADAPTERS</b>	
<b>945 714</b>	1/2" BSP (FF) 90° SWIVELLING ADAPTOR
<b>945 713</b>	3/8" BSP (FF) 90° SWIVELLING ADAPTOR

504 250

15 M OPEN TYPE HOSE REELS - 504 SERIES

**Applications:** Delivery of compressed air, low and high pressure water, lubricants and grease in vehicle maintenance centres, field service units and lubrication trucks, mining, construction, general industry, agriculture, service stations, etc.

#### Dimensions (mm)



Heavy Duty reinforced double pedestal reel with all metal construction. It can be used with air, water, antifreeze, windshield wash solutions, lubricants and grease. Hose capacity 15 and 18 m of 1/2" hose.

#### Main features:

- Heavy Duty full metal double pedestal reel, manufactured using 4 mm steel gauge. The base, shaft assembly and outlet mouth form a very rigid and stable structure to stand the most demanding applications.
- Full port nickel protected steel shaft and shaft for wear and corrosion resistance and wide fluid compatibility. Reel for high pressure water, has stainless steel shaft and swivel.
- Spool mounted on two permanent lubricated sealed ball bearings to reduce torque load on power spring for smooth operation and durability.
- Large effective radial latching area for easier operation.
- Exclusive 6 roller aluminium die cast hose outlet increases hose life, prevents hose pinching and reduces friction.
- Special fatigue resistance steel spring for years of durable performance.
- Positionable outlet mouth in seven positions for optimum operation in any mounting position: wall, ceiling, floor or tank.
- Epoxy powder coated for increased wear resistance.
- Very easy maintenance.



*Arm on the swivel side can be easily removed to facilitate hose reel service and maintenance as well as to adjust power spring tension.*

*The base, shaft assembly and outlet mouth form a very rigid and stable structure to stand the most demanding applications.*

## 504 SERIES DOUBLE PEDESTAL ARM HOSE REELS. MODELS, SPECIFICATIONS AND ACCESSORIES



## HOSE REELS WITH HOSE

PART No.	HOSE LENGTH	HOSE DIAMETER NOMINAL - O.D. x I.D.	OUTLET THREAD	INLET THREAD	HOSE* TYPE	HOSE PRESSURE RATING	HOSE BURST PRESSURE	NET WEIGHT
<b>COMPRESSED AIR AND LOW PRESSURE WATER</b>								
<b>504 150</b>	15 m - 50'	1/2" - 20 x 12,5 mm	R 1/2" M <sup>(1)</sup>	R 1/2" F/M <sup>(2)</sup>	<b>A</b>	20 bar - 300 psi	45 bar - 650 psi	27 kg
<b>HOT AND COLD WATER 150 °C - 300 °F MAXIMUM TEMPERATURE</b>								
<b>504 450</b>	15 m - 50'	3/8" - 16 x 10 mm	R 3/8" M <sup>(2)</sup>	R 1/2" F/M <sup>(2)</sup>	<b>C</b>	170 bar - 2,500 psi	680 bar - 10,000 psi	28 kg
<b>OIL, ANTIFREEZE, AIR AND WATER</b>								
<b>504 250</b>	15 m - 50'	1/2" - 18 x 12,5 mm	R 1/2" F/M <sup>(2)</sup>	R 1/2" F/M <sup>(2)</sup>	<b>D</b>	100 bar - 1,500 psi	400 bar - 6,000 psi	27,5 kg
<b>GREASE</b>								
<b>504 350</b>	15 m - 50'	1/4" - 14 x 6,4 mm	R 1/4" M <sup>(1)</sup>	G 1/4" F/M <sup>(2)</sup>	<b>E</b>	350 bar - 5,000 psi	1.400 bar - 20,000 psi	27,5 kg
<b>504 351</b>	15 m - 50'	3/8" - 17 x 10 mm	R 1/4" M <sup>(1)</sup>	G 3/8" F/M <sup>(2)</sup>	<b>E</b>	280 bar - 4,000 psi	1.120 bar - 16,000 psi	28,5 kg

(1) Swaged male tapered threads.

(2) Swaged 60° cone nut and 60° double thread male adapter.

All models with hose include a 0,8 m (2.5') inlet hose.

\* Hose type: See page 46.

## HOSE REELS WITH NO HOSE

Hose reels do not include hose, hose stop and U-bolt. See hose reel accessories for hose stoppers, U-bolts and connection adapters.

PART No.	APPLICATION	MAXIMUM HOSE CAPACITY	SWIVEL CONNECTION THREAD	SHAFT CONNECTION THREAD	MAX. WORKING PRESSURE <sup>(2)</sup>
<b>504 158</b>	LOW AND MEDIUM PRESSURE AIR, WATER, ANTIFREEZE AND COOLANT SOLUTIONS, LUBRICANTS	15 m x 1/2"	1/2" NPT (F)	1/2" BSP (M)	200 bar - 3,000 psi
<b>504 157</b>		18 m x 1/2" <sup>(1)</sup>	1/2" NPT (F)	1/2" BSP (M)	200 bar - 3,000 psi
<b>504 358</b>	HIGH PRESSURE GREASE	15 m x 3/8"	3/8" NPT (F)	3/8" BSP (M)	400 bar - 6,000 psi
<b>504 357</b>		18 m x 3/8" <sup>(1)</sup>	3/8" NPT (F)	3/8" BSP (M)	400 bar - 6,000 psi
<b>504 458</b>	HIGH PRESSURE WATER	15 m x 3/8"	1/2" NPT (F)	1/2" BSP (M)	180 bar - 2,700 psi

(1) Models for 18 m shall be used in installations allowing a minimum of 3 m of fluid hose hanging from the reel and never with the hose totally coiled inside the reel.

(2) Bare reel working pressure. Maximum application pressure must not exceed the minimum of reel and installed hose working pressures.

## ACCESSORIES

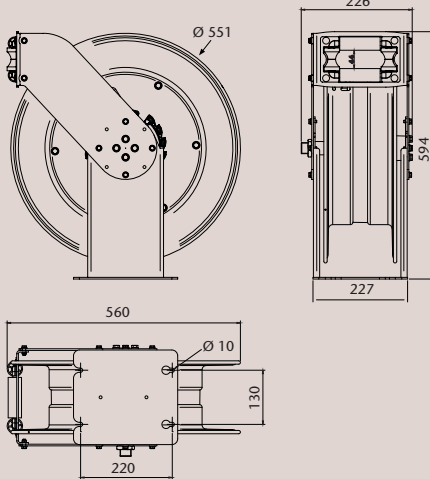
<b>HOSE STOP AND U-BOLT KITS</b>	
<b>526 001</b>	HOSE STOP AND U-BOLT KIT. FOR HOSE WITH 18,1 / 17,0 MM, MAX. / MIN. OUTSIDE DIAMETER
<b>526 002</b>	HOSE STOP AND U-BOLT KIT. FOR HOSE WITH 21,5 / 20,0 MM, MAX. / MIN. OUTSIDE DIAMETER
<b>526 004</b>	HOSE STOP AND U-BOLT KIT. FOR HOSE WITH 15.7 / 15,0 MM, MAX. / MIN. OUTSIDE DIAMETER
<b>STRAIGHT ADAPTERS</b>	
<b>945 593</b>	1/2" NPT (M) - 1/2" BSP (M). CONNECTION ADAPTOR
<b>945 676</b>	3/8" NPT (M) - 3/8" BSP (M). CONNECTION ADAPTOR
<b>COMPACT 90° SWIVELLING ADAPTERS</b>	
<b>945 714</b>	1/2" BSP (FF) 90° SWIVELLING ADAPTOR
<b>945 713</b>	3/8" BSP (FF) 90° SWIVELLING ADAPTOR



505 224

DOUBLE PEDESTAL ARM HOSE REEL - 505 SERIES

**Applications:** Delivery of low pressure air, water, AdBlue® (DEF), diesel, medium pressure lubricants and high pressure grease in vehicle maintenance centres, field service units and lubrication trucks, mining, construction, general industry, agriculture, etc.

**Dimensions (mm)**

Heavy Duty reinforced double pedestal reel with all metal construction. It can be used with air, water, antifreeze, AdBlue® (DEF), lubricants, diesel and high pressure grease. Hose capacity 15 m of 3/4" hose or 20 m of 1/2" hose.

**Main features:**

- Heavy Duty full metal double pedestal reel, manufactured using 4 mm steel gauge. The base, shaft assembly and outlet mouth form a very rigid and stable structure to stand the most demanding applications.
- Full port nickel protected steel shaft and shaft for wear and corrosion resistance and wide fluid compatibility. Reel for AdBlue® (DEF), has stainless steel shaft and acetal swivel with FKM seals.
- Spool mounted on two permanent lubricated sealed ball bearings to reduce torque load on power spring for smooth operation and durability.
- Large effective radial latching area for easier operation.
- Special fatigue resistance steel spring for years of durable performance.
- Positionable outlet mouth in seven positions for optimum operation in any mounting position: wall, ceiling, floor or tank.
- Epoxy powder coated for increased wear resistance.



*The base, shaft assembly and outlet mouth form a very rigid and stable structure to stand the most demanding applications.*

## 505 SERIES DOUBLE PEDESTAL ARM FULL METAL HOSE REELS. MODELS, SPECIFICATIONS AND ACCESSORIES



## HOSE REELS WITH HOSE

PART No.	HOSE LENGTH	HOSE DIAMETER NOMINAL - O.D. x I.D.	OUTLET THREAD	INLET THREAD	HOSE* TYPE	HOSE PRESSURE RATING	HOSE BURST PRESSURE	NET WEIGHT
<b>LOW AND MEDIUM PRESSURE AIR, WATER, DIESEL AND LUBRICANTS</b>								
<b>505 232</b>	20 m - 65'	1/2" - 20,0 x 12,0 mm	R 1/2" (M)	G 3/4" (F) <sup>(2)</sup>	<b>D</b>	100 bar - 1,500 psi	400 bar - 6,000 psi	36 kg
<b>505 224</b>	15 m - 50'	3/4" - 27,7 x 19,0 mm	R 3/4" (M) <sup>(1)</sup>	G 3/4" (F) <sup>(2)</sup>	<b>D</b>	100 bar - 1,500 psi	400 bar - 6,000 psi	38 kg
<b>HIGH PRESSURE GREASE</b>								
<b>505 332</b>	20 m - 65'	1/2" - 12,7 x 20,1 mm	R 1/2" (M) <sup>(1)</sup>	G 1/2" (F) <sup>(2)</sup>	<b>E</b>	240 bar - 3,500 psi	960 bar - 13,900 psi	38,5 kg
<b>ADBLUE® (DEF)</b>								
<b>505 524</b>	15 m - 50"	3/4" - 19 x 29 mm	R 3/4" (F) <sup>(2)</sup>	G 3/4" (F) <sup>(2)</sup>	<b>B</b>	20 bar - 290 psi	60 bar - 870 psi	39 kg

(1) Swaged 60° cone nut and 60° double thread male adaptor.

(2) Swaged 60° cone nut.

All models with hose include a 0,8 m (2.5') inlet hose.

\* Hose type: See page 46.

## HOSE REELS WITH NO HOSE

Hose reels do not include hose, hose stop and U-bolt. See hose reel accessories for hose stoppers, U-bolts and connection adaptors.

PART No.	APPLICATION	MAXIMUM HOSE CAPACITY	SWIVEL CONNECTION THREAD	SHAFT CONNECTION THREAD	MAX WORKING PRESSURE <sup>(1)</sup>
<b>505 002</b>	LOW AND MEDIUM PRESSURE AIR, WATER, ANTIFREEZE, LUBRICANTS, DIESEL	15 m x 3/4" or 20 m x 1/2"	3/4" NPT (F)	3/4" BSP (M)	110 bar - 1,600 psi
<b>505 014</b>	HIGH PRESSURE GREASE	20 m x 1/2"	1/2" NPT (F)	1/2" BSP (M)	350 bar - 5,250 psi
<b>505 502</b>	LOW PRESSURE ADBLUE® (DEF)	15 m x 3/4"	3/4" BSP (F)	3/4" BSP (M)	110 bar - 1,600 psi

(1) Bare reel working pressure. Maximum application pressure must not exceed the minimum of reel and installed hose working pressures.

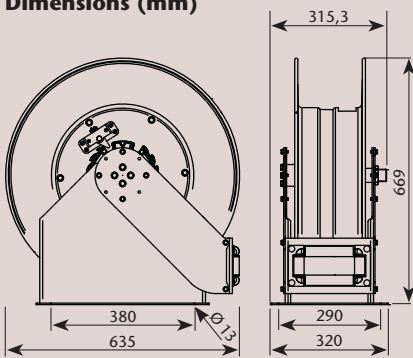
## ACCESSORIES

<b>HOSE STOP AND U-BOLT KITS</b>	
<b>528 002</b>	HOSE STOP AND U-BOLT KIT. FOR 3/4" HOSE
<b>528 004</b>	HOSE STOP AND U-BOLT KIT. FOR 1/2" HOSE
<b>STRAIGHT ADAPTERS</b>	
<b>945 675</b>	3/4" NPT (M) - 3/4" BSP (M). CONNECTION ADAPTOR
<b>945 674</b>	3/4" NPT (M) - 1/2" BSP (M). CONNECTION ADAPTOR
<b>COMPACT 90° SWIVELLING ADAPTERS</b>	
<b>945 715</b>	3/4" BSP (FF) 90° SWIVELLING ADAPTOR
<b>945 717</b>	3/4" BSP (F) - 1/2" BSP (F) 90° SWIVELLING ADAPTOR

508 225

HEAVY DUTY HIGH DELIVERY REELS - 508 SERIES

**Applications:** Delivery of high volume delivery of water, lubricants, waste oil evacuation and diesel in vehicle maintenance centres, field service units and lubrication trucks, mining, construction, general industry, agriculture, etc.

**Dimensions (mm)**

Extremely robust high delivery (up to 15 m x 1" hose) and high hose capacity (up to 30 m x 1/2" hose) all metal construction hose reel. It can be used with low pressure air, water, diesel, antifreeze, medium pressure lubricants and for waste oil evacuation.

**Main features:**

- Heavy Duty very robust all metal construction. Manufactured using 4 mm steel gauge, the wide base arms, shaft and outlet arms form a very rigid and stable structure to stand the most demanding applications.
- Full port 1" nickel protected shaft and swivel for no flow restriction contributes to reduce fill time and to improve efficiency.
- Spool mounted on two permanent lubricated ball bearings to reduce torque load on power spring for smooth operation and durability.
- Large, effective radial latching area for easier operation.
- Zinc plated steel rollers for maximum durability.
- Epoxy powder coated for increased wear resistance.
- Outlet arm can be mounted in 6 different positions for maximum mounting versatility in any mounting position.



*The base, shaft assembly and outlet mouth form a very rigid and stable structure to stand the most demanding applications.*

## 508 SERIES HEAVY DUTY HIGH DELIVERY REELS MODELS, SPECIFICATIONS AND ACCESSORIES



## HOSE REELS WITH HOSE

PART No.	HOSE LENGTH	HOSE DIAMETER NOMINAL - O.D. x I.D.	OUTLET THREAD	INLET THREAD	HOSE* TYPE	HOSE PRESSURE RATING	HOSE BURST PRESSURE	NET WEIGHT
<b>LOW PRESSURE AIR, WATER, DIESEL</b>								
<b>508 125</b>	15 m - 50'	1" - 34,4 x 25,4 mm	G 1" (F) <sup>(1)</sup>	G 1" (F) <sup>(1)</sup>	<b>A</b>	25 bar - 360 psi	100 bar - 1,450 psi	50 kg
<b>508 152</b>	30 m - 100'	1/2" - 19,7 x 12 mm	G 1/2" (F) <sup>(1)</sup>	G 1" (F) <sup>(1)</sup>	<b>A</b>	28 bar - 400 psi	112 bar - 1,600 psi	55 kg
<b>MEDIUM PRESSURE LUBRICANTS, WATER</b>								
<b>508 225</b>	15 m - 50'	1" - 35,6 x 25,4 mm	G 1" (F) <sup>(1)</sup>	G 1" (F) <sup>(1)</sup>	<b>D</b>	90 bar - 1,250 psi	360 bar - 5,000 psi	56 kg
<b>508 234</b>	20 m - 65'	3/4" - 27,7 x 19 mm	G 3/4" (F) <sup>(1)</sup>	G 1" (F) <sup>(1)</sup>	<b>D</b>	100 bar - 1,500 psi	400 bar - 6,000 psi	55 kg
<b>508 244</b>	25 m - 80'	3/4" - 27,7 x 19 mm	G 3/4" (F) <sup>(1)</sup>	G 1" (F) <sup>(1)</sup>	<b>D</b>	100 bar - 1,500 psi	400 bar - 6,000 psi	57 kg
<b>508 252</b>	30 m - 100'	1/2" - 20 x 12 mm	G 1/2" (F) <sup>(1)</sup>	G 1" (F) <sup>(1)</sup>	<b>D</b>	140 bar - 2,000 psi	550 bar - 8,000 psi	55 kg

(1) Swaged 60° cone nut

All models with hose include a 0,8 m (2.5') inlet hose.

\* Hose type: See page 46.

## HOSE REELS WITH NO HOSE

Hose reels do not include hose, hose stop and U-bolt. See hose reel accessories for hose stoppers, U-bolts and connection adapters.

PART No.	APPLICATION	MAXIMUM HOSE CAPACITY	SWIVEL CONNECTION THREAD	SHAFT CONNECTION THREAD	MAX. WORKING PRESSURE <sup>(1)</sup>
<b>508 002</b>	LOW AND MEDIUM PRESSURE AIR, WATER, ANTIFREEZE AND COOLANT SOLUTIONS, LUBRICANTS, DIESEL, WASTE OIL EXTRACTION	15 m x 1" or 20 m x 3/4"	1" NPT (F)	1" BSP (M)	110 bar -1,600 psi
<b>508 004</b>	LOW AND MEDIUM PRESSURE AIR, WATER, ANTIFREEZE AND COOLANT SOLUTIONS, LUBRICANTS, DIESEL	25 m x 3/4" or 30 m x 1/2"	1" NPT (F)	1" BSP (M)	110 bar -1,600 psi

(1) Bare reel working pressure. Maximum application pressure must not exceed the minimum of reel and installed hose working pressures.

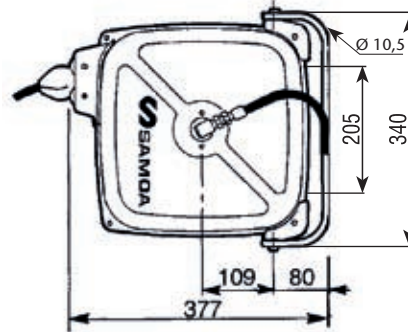
## ACCESSORIES

<b>HOSE STOP AND U-BOLT KITS</b>	
<b>528 001</b>	HOSE STOP AND U-BOLT KIT. FOR 1" HOSE
<b>528 002</b>	HOSE STOP AND U-BOLT KIT. FOR 3/4" HOSE
<b>528 004</b>	HOSE STOP AND U-BOLT KIT. FOR 1/2" HOSE
<b>STRAIGHT ADAPTERS</b>	
<b>945 719</b>	1" NPT (M) - 1" BSP (M). CONNECTION ADAPTOR
<b>945 599</b>	1" NPT (M) - 3/4" BSP (M). CONNECTION ADAPTOR
<b>COMPACT 90° SWIVELLING ADAPTERS</b>	
<b>945 716</b>	1" BSP (FF) 90° SWIVELLING ADAPTOR
<b>945 720</b>	1" BSP (F) - 3/4" BSP (F) 90° SWIVELLING ADAPTOR

500 115

COMPACT REELS FOR AIR

Compact enclosed reels for air, manufactured in steel. All reels include pivoting wall bracket for an easy and convenient installation. Reels include polyurethane and PVC hose with a maximum working pressure of 15 bar (285 psi)



#### 500 115 Compact hose reel for air 15 m x 8 mm hose

Compact reel for air and water with 15 m x 8 mm hose. Includes 0.8 m inlet hose and pivoting bracket. Inlet thread: 3/8" BSP (M). Outlet thread: 1/4" BSP (M).

#### 500 116 Compact hose reel for air 12 m x 10 mm hose

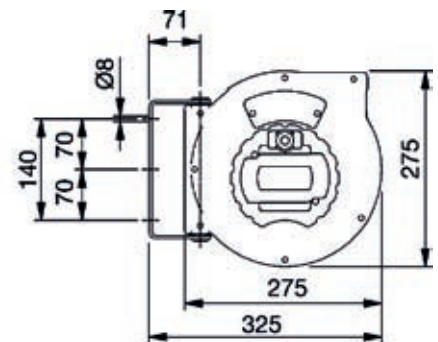
Compact reel for air and water with 12 m x 10 mm hose. Includes 0.8 m inlet hose and pivoting bracket. Inlet thread: 3/8" BSP (M). Outlet thread: 3/8" BSP (M).

612 100 - 612 300

CABLE REELS

Compact reels with high resistance thermoplastic enclosure. Compact design, with wide outlet for a comfortable friction free cable extension. All reels include pivoting bracket, cable specified for each model, and cable overload breaker.

For use with 230 V – 50 Hz only.



#### 612 100 - 230 V, 50 Hz cable reel

Includes 15 m H05VV-F 3x1,5 mm<sup>2</sup> cable, 230 V - 50 Hz. Maximum power: 800 W with the cable coiled and 2.000 W with the cable fully extended because of hot disipation.

#### 612 200 - 230 V, 50 Hz cable reel with 230 V AC to 24 V DC transformer

Includes 15 m H05VV-F 2x1 mm<sup>2</sup> cable. Maximum power: 60 W Includes a 230 V AC to 24 V DC transformer. For use with an E27 24 V - DC lamp (lamp not included).

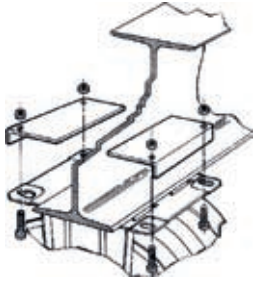
#### 612 300 - 230 V, 50 Hz cable reel with 230 V AC to 12 V DC transformer

Includes 15 m H05VV-F 2x1 mm<sup>2</sup> cable. Maximum power: 60 W Includes a 230 V AC to 12 V DC transformer. For use with an E27 12 V - DC lamp (inspection lamp included, bulb not included).



## HOSE REEL MOUNTING ACCESSORIES

360 116



360 119



360 111



## WALL AND CEILING MOUNTING ACCESSORIES\*

**360 116****HOSE REEL BEAM BRACKET**

To hang an open reel 501 or 504 SERIES or an enclosed reel 507 SERIES from an «I» beam with flange width from 100 to 175 mm. Nuts and bolts included.

**360 119****FAST MOUNT BRACKET**

Facilitates mounting one reel to a wall or ceiling. Use with any Samoa reel.

**360 111****PIVOTING WALL MOUNT BRACKET**

For open type hose reels (501, 504 and 506 SERIES) and individually enclosed reels (507 SERIES).

**HOSE REEL BRACKETS FOR 205 L TROLLEYS**

To mount hose reels to trolleys. 432 814 and 432 000.

**360 113** For trolley 432 814

**360 135** For trolley 432 000

**WALL AND CEILING MOUNTING ACCESSORIES****REEL MOUNTING CHANNELS**

For mounting a reel bank to the ceiling or wall.

**360 114** For mounting a two reel bank. 550 x 308 mm.

**360 115** For mounting a three reel bank. 825 x 308 mm.

**360 117** For mounting a five reel bank. 1.375 x 308 mm.

**360 118** Secures a reel bank bracket to an I-beam (minimum /maximum I-beam width; 100 / 175 mm) without drilling. Two brackets are required for the two and three reel bank channels and three brackets are required when mounting the five reel bank channel.

\* Brackets and stands, include the required nuts, bolts and washers for mounting the hose reels on to them.

360 126



360 122



360 127



## GUN HOLDERS AND DRIP POCKETS

**360 126** Gun holder for hose reels.

**360 122** Wall mounted drip pocket.

**360 127** Wall mounted drip pocket and gun holder.

360 160 - 360 162 - 360 161

FLOOR MOUNTING ACCESSORIES REEL STANDS\*

Allows mounting up to six reels in a bank. Its use is recommended when it is not possible or desired to hang reels from the ceiling or to a wall. Ideal for servicing two lubrication bays simultaneously. Six reels mounting stands include perforated inside panels and drip collection tray.


**360 160 Six reel stand for 501, 504 and 506 Series reels**

Dimensions: height 2.500 mm, length 1.640 mm, width: 700 mm.

**360 165 Six reel stand for 507 and 505 series reels**

Dimensions: height 2.500 mm, length 1.972 mm, width: 700 mm.

**360 164 Height adaptor for 360 160 and 360 165 reel stands**

Allow to increase the height of the six reel stands up to 500 mm (Total height using this adaptor: 3.000 mm).

**360 163 Five reel stand**

For mounting up to a five reel bank between two lubrication bays. Dimensions: height: 2.215 mm, length: 1.550 mm, width: 450 mm.

**360 162 Three reel stand**

For mounting up to a three reel bank between two lubrication bays. Dimensions: height: 2.400 mm, length: 1.200 mm, width: 310 mm.

**360 161 Two reel stand**

Height: 2.374 mm.

\* Brackets and stands, include the required nuts, bolts and washers for mounting the hose reels on to them.

Five, three and two reel stands can be used with 501, 504, 506 and 507 series reels. Other stands available on request.



450 101

## WORKSITE TWO, FLUID AND ENERGY SERVICE COLUMN

The Worksite fluid and energy service module allows having all the fluids and energy outlets needed in a service bay always at hand and occupying a minimum area in the workshop.

Worksite also facilitates the installation of all elements needed in each working area: oil hose reels, air hose reels, electric cable reels, oil monitoring system, electricity outlets, Ethernet port, compressed air outlets or a waste oil suction pump for discharging mobile waste oil receivers. All these elements are mounted inside the module and it only takes 0,3 m<sup>2</sup> (1.983 x 500 x 500 mm).

All elements are easily accessible through two side doors for maintenance and inspection.

**All Worksite two modules include:**

- Two oil hose reels with 10 m x 1/2" hose 506 202.
- One air reel with 12 m x 10 mm hose 500 116.
- Two 230 V 50 Hz outlets.
- One 400 V 50 Hz outlet.
- One compressed air outlet with pressure regulator.
- One Ethernet connection port.

**450 100 Worksite two service module**

Includes all the elements listed above plus two hose end meters 365 603 at each oil hose reel outlet.

**450 101 Worksite two service module with oil monitoring system**

Includes all elements listed above plus two oil control guns 363 078, one AMS keypad (381 000) and two flow control units IFCU (381 501). (Memory module AMM 381 600 not included).

**Options:**

**559 201** Waste oil evacuation kit for waste oil drainers. DF50 double diaphragm pump with discharge hose and connectors for a fast, clean and efficient discharge of mobile waste oil drainers.

**METERING AND CONTROL EQUIPMENT**

CONTROL GUNS FOR OIL AND GREASE . . . . . 62

OTHER CONTROL GUNS, OIL BAR . . . . . 63

HOSE END METERS FOR OIL . . . . . 64

HOSE END METERS FOR OIL, GREASE AND OTHER SERVICE FLUIDS . . . . . 65

IN-LINE METERS . . . . . 66

CONTROL GUN AND HOSE END METER ACCESSORIES . . . . . 67

ADVANCED MONITORING SYSTEM . . . . . 68

TANK ALERT AND TANK MANAGEMENT SYSTEM . . . . . 71

CONTROL MASTER OIL MONITORING SYSTEM . . . . . 72

INVENTORY MANAGEMENT CONSOLE . . . . . 73



363 078

363 077

413 077



## OIL CONTROL GUNS

Oil control guns, manufactured in aluminium, with ergonomic grip and trigger to reduce operator hand fatigue. NBR valve with progressive action, for comfortable operation when dispensing products, even with high ratio (10:1) oil pumps. All guns include a ball bearing inlet swivel with large capacity screen filter.

Maximum working pressure: 105 bar (1,500 psi).

Maximum delivery: 25 l/min (6.6 US gpm).

Fluid inlet thread: 1/2" NPSM (F).

Guns available with a variety of outlets to fit every application.

## MODELS

PART No.	APPLICATION	OUTLET TYPE INCLUDED	NON DRIP NOZZLE INCLUDED
363 082	-	None	None
363 075	GEAR OIL	110° rigid swiveling (369 217)	Manual
363 077	ATF , LUBRICANTS	Straight flexible (369 200)	Manual
363 078	ALL TYPES OF LUBRICANTS	Flexible with 90° outlet, swiveling (369 218)	Semi automatic
363 079	MOTOR OIL	60° rigid (369 215)	Semi automatic

## GREASE CONTROL GUNS

High pressure grease control guns with ergonomic body and trigger designed to reduce operator hand fatigue. Manufactured in aluminium with steel high pressure section.

Maximum working pressure: 500 bar (7,150 psi).

Inlet thread: 1/4" BSP (F).

Outlet thread: 1/8" BSP (F).

**413 077 Grease control gun**

Grease control gun with rigid outlet with 3 jaw connector (PN 121 050).

**413 080 Grease control gun with z-swivel**

Grease control gun with z-swivel (PN 414 300), rigid outlet and 3 jaw connector (PN 741 300).

**413 081 Grease control gun**

Grease control gun with 450 mm double steel braid reinforced rubber hose (PN 140 050) with 3 jaw connector (PN 121 050).

**413 082 Grease control gun with z-swivel**

Grease control gun with z-swivel (PN 414 300) and 450 mm double steel braid reinforced rubber hose (PN 140 050) with 3 jaw connector (PN 121 050).

See page 67 for accessories.



## OTHER CONTROL GUNS, OIL BAR

363 041



## HIGH DELIVERY OIL CONTROL GUN

**363 041 High delivery oil control gun**

High delivery oil gun manufactured in steel. With lockable trigger and guard to prevent accidental opening of the valve. Delivered with inlet swivel, and rigid outlet with semiautomatic non-drip nozzle.

Maximum working pressure 100 bar.

Fluid inlet thread 3/4" NPT (F).

186 300



## FLUID CONTROL GUN

**186 300 Fluid control gun**

Control gun with reinforced polyamide body and stainless steel valve mechanism for use with fluids like windshield washer, glycol solution (anti-freeze) and other water based fluids.

Includes brass inlet swivel and flexible outlet with 90° angled outlet.

Maximum working pressure: 40 bar (570 psi).

Maximum flow: 15 l/min (4 US gpm).

Inlet thread 1/2" BSP (F).

361 200



## OIL BAR

**361 200 Oil bar**

Oil dispensing bar for up to four products. Delivered with one outlet, up to 3 additional outlets can be mounted.

**361 110 Additional outlet valve for oil bars****366 550 In-line meter kit for oil bars**

An in-line meter can be mounted as an option.

See page 67 for accessories.



365 853



#### METER WITH MECHANICAL DISPLAY

Oval gear meter with mechanical odometer style register, for use with lubricants up to SAE 140. Resettable partial reading up to 999,9 litres and non-resettable totalizer. Meters are factory calibrated for maximum accuracy and include protective rubber shroud.

The meter is flange coupled to a durable but light weight oil control gun that incorporates a rugged ball bearing inlet swivel with filter.

Maximum working pressure: 70 bar (1,000 psi).  
Oil flow range: 1 to 27 l.p.m. (0.26 to 7.1 US gpm).  
Fluid inlet thread: 1/2" BSP (F).

#### **365 853 Hose end meter with mechanical register, litres**

Includes outlet 369 218.

#### **365 851 Hose end meter with mechanical register, litres**

No outlet.

#### **365 854 Hose end meter with mechanical register, quarts / US gallons**

Includes outlet 369 218.

#### **365 852 Hose end meter with mechanical register, quarts / US gallons**

No outlet.

## HOSE END METERS FOR OIL

365 603



#### METER WITH ELECTRONIC DIGITAL DISPLAY

Oval gear meter with electronic digital LCD display 366 750 coupled to a durable but lightweight oil control gun that incorporates a rugged ball bearing swivel with inlet screen filter. Meter is supplied with a protective rubber shroud.

Meters are factory calibrated. Also they, can easily be re-calibrated in the field for increased accuracy. Meter can measure in litres, quarts, pints and US gallons.

Maximum working pressure: 70 bar (1,000 psi).

Oil flow range: 1 to 25 l/min (0.25 to 7 US gpm).

Fluid inlet thread: 1/2" BSP (F).

MODELS		
PART No.	APPLICATION	OUTLET TYPE
<b>365 601</b>	-	None
<b>365 602</b>	MOTOR OIL	60° angled rigid outlet with semi automatic non drip tip
<b>365 603</b>	ALL TYPES OF LUBRICANTS	Flexible outlet with 90° rigid stem, swiveling, with semi automatic non drip tip
<b>365 604</b>	ATF	Straight flexible outlet with manual non drip tip
<b>365 605</b>	GEAR OIL	110° angled rigid swiveling outlet with manual non drip tip
<b>365 607</b>	ALL TYPES OF LUBRICANTS	Flexible outlet with 90° rigid stem, swiveling with manual non drip tip

See page 67 for accessories.

**HOSE END METERS FOR OIL, GREASE AND OTHER SERVICE FLUIDS**

365 300


**PRESET HOSE END METER**
**365 300 Preset digital meter**

Oval gear hose end meter with preset function. Preset mode dispensing allows hands off operation as the meter automatically shuts off the oil once the preset volume is delivered. Meter with digital display, works with four easy to replace 1,5 AA alkaline batteries. Includes rigid outlet with non drip nozzle and inlet swivel.

365 710


**WEIGHTS AND MEASURES APPROVED  
HOSE END METER**
**365 710 Weights and Measures approved hose end meter**

Oval gear hose end meter with digital display approved by German Weights and Measures authority (PTB). Includes calibration certification, protective shroud, inlet swivel and sight glass. Order outlet accessory separately.

365 675


**HOSE END METER FOR OTHER  
SERVICE FLUIDS**
**365 675 Hose end meter for other service fluids**

Oval gear hose end meter with electronic digital LCD display for measured delivery of fluids such as windshield washer, glycol solution and other water based fluids. Display is powered by two easily replaceable AAA 1,5 V alkaline batteries. The meter has two separate displays in litres, a resettable 4 digit batch display and a permanent totalizer. Meters are factory calibrated and they can easily be re-calibrated in the field for increased accuracy. Meter can measure in litres, quarts, pints and US gallons. The meter is coupled to fluid control gun (PN 186 300). Maximum working pressure: 40 bar (570 psi). Flow range: 5 to 15 l/min (1.3 to 4 US gpm). Fluid inlet thread: 1/2" BSP (F).

415 002


**HOSE END METER FOR GREASE**

High pressure oval gear meter with electronic digital LCD display for accurate greasing. The display is powered by two easy to replace AAA 1,5 V alkaline batteries and shows the amount delivered in grams (up to 9999 gr) and a permanent totalizer in kilograms (up to 999999 kg). Includes a batch display reset button. Meters are factory calibrated and they can easily be re-calibrated in the field for increased accuracy. The meter is coupled to a high pressure grease control gun with ergonomic body and trigger to reduce operator hand fatigue. Maximum working pressure 500 bar (7,150 psi).

**415 002 High pressure grease hose end meter**
**Includes:**

Double steel braid reinforce rubber hose (400 mm) with hydraulic grease connector and Z-swivel.

**415 000 High pressure grease hose end meter**
**Includes:**

Z-swivel, with no outlet accessories.

See page 67 for accessories.

## IN-LINE METERS

411 100

OVAL GEAR IN LINE GREASE METER WITH ELECTRONIC DIGITAL DISPLAY

**411 100 In line grease meter**

High pressure oval gear meter with electronic digital LCD display. Batch display in grams (up to 9999 gr) and permanent totalizer in kilograms (up to 999999 kg). Batch display reset button. Meters are factory calibrated and they can easily be re-calibrated in the field for increased accuracy. Works with two 1,5 V AAA alkaline batteries. Maximum pressure: 500 bar (7,140 psi). Maximum flow range: up to 1 kg/min (2.2 lb/min). Accuracy:  $\pm 3,0 \%$ . Inlet and outlet connections: 1/8" BSP (F).

366 750 - 836 504

OVAL GEAR IN LINE OIL METER WITH ELECTRONIC DIGITAL DISPLAY

**366 750 In-line oil meter with electronic digital display**

Oval gear meter with electronic digital LCD display for use with lubricants up to SAE 140. The display is powered by two easy to replace AAA 1,5 V alkaline batteries. The meter has a multifunction display, showing in a large four digit display the volume dispensed in each transaction, and two totals, one permanent and another resettable, which might be used for recording the total volume dispensed during one work shift, the volume of oil left in a drum or tank, etc. Meters are factory calibrated and they can easily be re-calibrated in the field for increased accuracy. Meter can measure in litres, quarts, pints and US gallons.

Maximum working pressure: 70 bar (1,000 psi). Oil flow range: 1 to 25 l/min (0.25 to 7 US gpm). Fluid inlet and outlet threads: 1/2" BSP (F). Accuracy:  $\pm 0,5 \%$ .

**Accessory:**

**836 504:** Protective rubber shroud for meter 366750.

366 850

OVAL GEAR IN LINE OIL METER WITH MECHANICAL DISPLAY



Oval gear meter with mechanical odometer style register for use with lubricants up to SAE 140. Resettable partial reading up to 999.9 litres and non-resettable totalizer. Meters are factory calibrated for maximum accuracy and include protective rubber shroud.

Maximum working pressure: 70 bar (1,000 psi). Oil flow range: 1 to 27 lpm (0.26 to 7.1 US gpm). Fluid inlet and outlet threads: 1/2" BSP (F). Includes protective rubber shroud. Accuracy:  $\pm 1\%$

**366 850 Oval gear in-line meter**

With mechanical register in litres.

**366 851 Oval gear in-line meter**

With mechanical register in quarts / US gallons.

366 725 - 366 726

HIGH FLOW IN LINE METERS WITH ELECTRONIC DIGITAL DISPLAY



Oval gear in line meters with electronic digital LCD display. The meter has two separate displays: a resettable 4 digit batch display and a 6 digit permanent totalizer. Meters are factory calibrated and they can easily be re-calibrated in the field for increased accuracy. Meters can measure in litres, quarts, pints or gallons. Meters are compatible with lubricants up to SAE 240, diesel and glycol solutions.

**366 725 High flow in-line meter 50 litres/min.**

Works with two AAA alkaline batteries.

Maximum working pressure: 70 bar (1,000 psi).

Maximum working temperature: 60° C (140 °F).

Flow range: 5.5 l/min (1.45 US gpm); to 50 l/min (13.2 US gpm).

Accuracy:  $\pm 0.5 \%$ .

Pressure drop: 0.5 bar (7 psi).

Inlet and outlet threads: 1/2" BSP (F).

**366 726 High flow in-line meter 100 litres/min.**

Works with two AAA alkaline batteries.

Maximum working pressure: 30 bar (430 psi).

Maximum working temperature: 60° C (140 °F).

Flow range: 9.5 l/min (2.5 US gpm); to 100 l/min (26.4 US gpm).

Accuracy:  $\pm 0.5 \%$ .

Pressure drop: 0.5 bar (7 psi).

Inlet and outlet threads: 1" BSP (F).

**CONTROL GUN AND HOSE END METER ACCESSORIES**

**GREASE CONTROL GUN SWIVELS**

414 300 - 414 100

Equipped with ball bearings for easy articulation even at high pressure. For best results, use a straight swivel between the pump and distribution hose and Z swivel between the hose and grease control gun. Maximum working pressure: 500 bar (7,150 psi).

- 414 100** Straight grease swivel. 1/4" BSP (MF).
- 414 200** "L" grease swivel. 1/4" BSP (MF).
- 414 300** "Z" grease swivel. 1/4" BSP (MF).



**GREASE CONTROL GUN OUTLETS**

140 050 - 741 300

- 741 306** Rigid outlet with hydraulic grease connector.
- 741 300** Rigid outlet with 3 jaw hydraulic grease connector (121 050).
- 140 050** Double steel braid reinforced grease hose, 450 mm.
- 741 304** Rigid outlet.



**OIL GUN AND OIL HOSE END METER ACCESSORIES**

PART No.	APPLICATION	OUTLET TYPE INCLUDED	NON DRIP NOZZLE
<b>OUTLETS FOR HOSE END METER 365 601</b>			
<b>369 217</b>	GEAR OIL	110° rigid swiveling	Manual
<b>369 200</b>	ATF (TRANSMISSION FLUID)	Straight flexible	Manual
<b>369 218</b>	ALL TYPES OF LUBRICANTS	Flexible with swiveling 90° stem	Semiautomatic
<b>369 216</b>	ALL TYPES OF LUBRICANTS	Flexible with swiveling 90° stem	Manual
<b>369 215</b>	MOTOR OIL	60° rigid	Semiautomatic



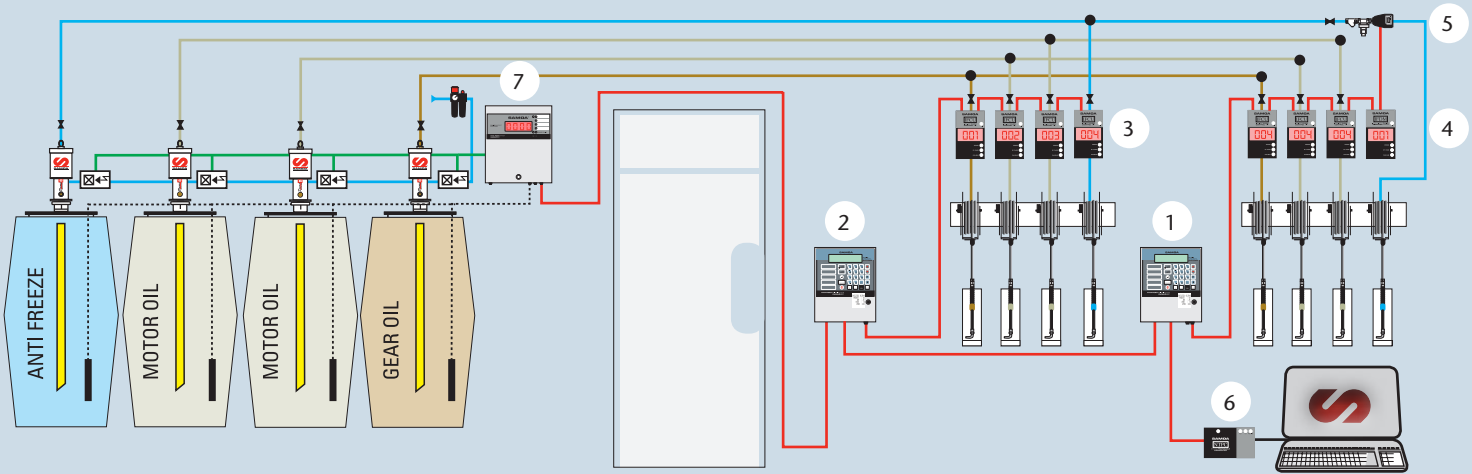
<b>NON DRIP NOZZLES</b>	
<b>736 511</b>	Semiautomatic non drip nozzle
<b>736 502</b>	Manual non drip nozzle
<b>369 205</b>	90° angled adaptor. For use with manual operated non drip nozzles



<b>SWIVELS</b>	
<b>736 601</b>	1/2" BSP (F) oil inlet swivel. For use with standard hose end meters
<b>836 404</b>	Oil filter. To be placed between a hose and 1/2" swivel



## ADVANCED MONITORING SYSTEM



- 1 AMS ACCESS KEY PAD WITH APPLICATION SOFTWARE MEMORY MODULE (PN 381 001 + PN 381 600)
- 2 AMS ACCESS KEY PAD (PN 381 001)
- 3 INTELLIGENT FLOW CONTROL UNIT (PN 381 500)
- 4 INTELLIGENT FLUID DISPENSE MANAGER (PN 381 550)
- 5 FLUID CONTROL UNIT (PN 380 550)
- 6 NETWORK PROTOCOL CONVERTER (PN 381 300)
- 7 TANK INVENTORY SYSTEM (PN 382 100)

Fluid Management in today's shops poses several challenges. As the size of the shop increases, properly dispensing and controlling fluids challenges older system and equipment. Additionally, the increased cost of today's lubricants and the popularity of synthetic lubricants place a higher demand for the proper accounting of lubricants usage. Samoa is proud to lead the industry with our proven offering of inventory and fluid dispense management products. From the simplest entry level console to sophisticated computerized management system, we can supply the equipment required for the professional management of both new and used fluids.

The Advanced Monitoring System (AMS), the software at the heart of our state-of-the-art fluid and inventory management system, has been installed in several thousand facilities around the world. Based on our experience in the design of systems for fluid monitoring and the management of workshop activities, we have brought true innovation to an old concept. We have created a system designed to improve profitability through controlled fluid distribution work-order accountability. The system's ease of integration allows you to design any size of installation using a minimum number of components, adaptable from a single-point dispense system to the largest system including more than 100 fluid outlets. This modularity also allows the integration of complementary functions, such as remote displays, stock level detectors, volumetric measuring probes, control access points and the automatic scheduling of any "on/off" function and guarantees the possibility of future evolution should new needs arise.

The network topology utilized by the AMS is the CANBUS network, which was originally developed to manage all the functions of an automobile through one single cable. This technology gives the system a unique simplicity of installation, whilst offering the highest reliability, accuracy and speed of communications. CANBUS networks are used throughout industry, whenever a highly reliable network is required.

### The AMS is designed to satisfy the needs of:

- A.- The user, who will be guided during the delivery transaction by a rolling menu and who will also have access to innovative functions like automatic identification by coded key, multi-fluid delivery againsts for one work order and top up option on request
- B.- The supervisor, who will have access to a wide choice of parameters that will allow him to set up the system management criteria to best meet his specific needs. Through easy to use rolling menus, he will be able to modify operator authorizations, to adjust tank levels and to access a wide range of statistics.
- C.- The installer, who will be able to easily install and set up the system.

Directly connected to the mains electricity supply (115 / 230 V AC) the AMS keypad has an internal 24 V DC power supply that provides the electrical power for 1 to 8 outlets, depending on the distance. The number of AMS keypads in a system depends on the layout of the workshop and it is not limited. The AMS can manage up to 100 outlets, each equipped with an Intelligent Flow Control Unit.

The entire system can be controlled through a PC using a PC interface and communications adapter together with special software. It also allows communication with the workshop Data Management System using an additional software module.

The AMS system can also integrate the Advanced Tank Management System. This allows an accurate control of oil inventory and the automatic updating of inventories whenever lubricants are delivered. It also allows a pump to be stopped whenever the oil inside the tank is below a critical level, so eliminating the possibility of air getting into the fluid distribution system.





381 501 - 381 953

381 600 - 381 905 - 381 001



INTELLIGENT FLOW CONTROL UNIT (IFCU)

Controls all parameters related with the distribution of fluids and integrates in one single module component all of the following elements:

- A large capacity filter easily accessed for cleaning.
- A double channel pulse transmitter for accurate and reliable metering.
- A solenoid valve to control the fluid line.
- A microprocessor CPU for the fluid outlet management.
- A large 3 digit very bright display that shows the volume dispensed during the transaction and the outlet number when the outlet is not in use. In most applications, there is no need for a hose end meter.
- Three LED lights that show the IFCU status.

The IFCU connection to the fluid distribution line is done through 1/2" threaded ports. Its connection to the electronic network is done through 2 standard plug in electrical connectors (network IN / network OUT).

**381 501 Intelligent Flow Control Unit with CAN controller 100 PPL**  
Connection threads: 1/2" BSP (F).

**381 500 Intelligent Flow Control Unit with CAN controller 100 PPL and installation accessories**  
Includes electrical connectors and two 90° fittings for connection to the fluid distribution line. Connection threads: 1/2" BSP (F).

**381 903 Set of electrical connectors**

**381 953 IFCU connection cable**  
500 mm cable with connectors on both ends for connecting IFCUs when installed in a bank.



ACCESS KEYPADS

To be mounted in the workshop to provide technicians with remote access to outlets or reels. Access keypads include a coded key reader for user identification. As an option, a bar code reader can be connected to the access keypad for user identification, job order or job description registration. The access keypad also includes a slot for housing the application software memory module (381 600 - one software memory module is required for each installation).

Sturdy metal casing for durability, 25 key alphanumeric keyboard and 2 x 16 digit back lit LCD display.

**381 001 AMS Access keypad with ticket printer (Voltage input: 115 - 230 V AC)**  
Includes a thermal ticket printer that prints a report after each transaction that includes the following information:

- Date and time of the transaction.
- Job order number.
- Product supplied.
- Volume supplied.
- Hose reel / outlet used.
- User I.D. / name.
- Vehicle registration number (optional).
- Vehicle odometer reading (optional).
- Inventory of the fluid supplied remaining after the transaction.

Additionally, a warning message is displayed when the fluid inventory reaches the warning level previously assigned by the supervisor.

**381 013 AMS Access keypad with ticket printer (Voltage input: 12 V DC)**

**381 000 AMS Access keypad without ticket printer (Voltage input: 115 - 230 V AC)**

**381 600 Application software memory module**  
To be inserted into its slot in the access keypad, includes the system operating software. One memory module must be used with every system.

**381 905 Five coded keys set**

## ADVANCED MONITORING SYSTEM

381 300



### NETWORK PROTOCOL CONVERTER AND SOFTWARE (NTPC)

#### 381 300

The CAN network uses a different communication system to the one usually available on PCs. The network protocol converter allows reliable communication with a PC through a RS232 serial port connector.

The PC software delivered with the NTPC is user-friendly and it takes full advantage of the flexibility and the wide possibilities of the AMS. This software supports both daily operations and statistical analysis, to help develop sales and increase profit. The software runs on a PC, in a WINDOWS environment help and uses an ACCESS database.

#### 381 350

Same as 381 300 with USB connection.

381 550 - 381 700



### INTELLIGENT FLUID DISPENSER MANAGER (IFDM) AND REMOTE DISPLAY UNIT (RDU)

#### 381 550

The IFDM manages the flow control units whenever the system requires a special pulse meter or solenoid valve (type of fluid, flow rate, pressure, etc.). It has the same electronic management functions as the IFCU. It connects to the CAN network through 2 standard electrical connectors (Network IN / Network OUT). The unit also provides the power to operate a solenoid valve to control a fluid line and accepts the input from a pulse meter.

#### 381 700

High visibility 3-digit very bright display, identical to the IFCU display. It displays in real time the delivery details of any transaction in a remote location. It is particularly useful when a hose reel is mounted onto a frame, which can be used from both sides. One RDU can display the delivery of any IFCU present on the network.

### MULTIDISPENSE MANAGER

#### 382 113

Multidispense manager with 4 digits display (voltage input: 12 V DC). To be used with 12 V Access keypad (PN 381 013). Provides control to up 6 outlets.

381 912 - 381 910 - 381 911



### ACCESSORIES

#### 381 904 External RS-422/RS-232 Converter

**381 200 Thermal ticket printer** Ticket printer for installation inside the access keypad.

**381 950 Cable for CAN bus** Communications cable to connect system elements, adequate in most installations.

**736 353 Wall bracket for 381 000 or 381 001 Keypads** for wall mounted applications.

**381 912 IFCU bracket for open reels (501 and 504 series)** for wall mounted applications.

**736 349 Bracket for mounting up to 6 IFCUs (381 500)** on top of a six hose reel stand. Requires brackets 381 911 and 381 910 and cover 736 377.

**381 911 IFCU bracket.** Use together with 736 349.

**381 910 IFDM or remote display (RDU) bracket.** Use together with 736 349.

**736 377 Cover** It covers the open area of bracket 381 911 when no IFCU is installed.

381 102

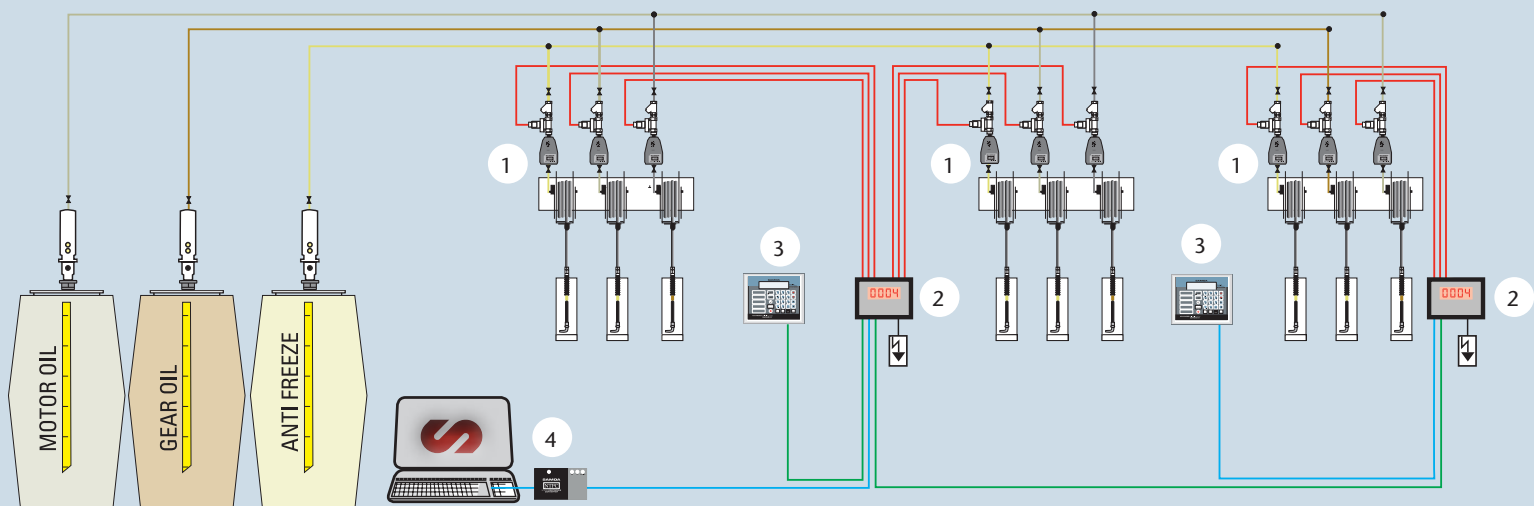


### POWER SUPPLY BOX

#### 381 102 Additional power supply box

Each access keypad has a power supply box that provides energy to the system for opening and closing up to eight solenoid valves. An additional power net box is required when one single keypad needs to control more than eight hose reels or if the distance between the keypad and the last IFCU is too far.


## CONTROL MASTER OIL MONITORING SYSTEM



- 1 FLOW CONTROL UNIT (MAX. 6 PER INPUT/OUTPUT BOX)
- 2 INPUT/OUTPUT BOX WITH REMOTE DISPLAY
- 3 ACCESS KEYPAD
- 4 NETWORK PROTOCOL CONVERTER NTPC

- FCU cable
- CAN bus without power transmission
- CAN bus with power transmission

382 110



382 112



380 550



380 551



Modular fluid monitoring and security system for small to medium size applications. It can be used to cover applications from a single access point keypad control system through to a multi-dispense point, multi-access, PC linked system.

### SYSTEM COMPONENTS

#### 382 110 Beta Key pad BCM-R

Alphanumerical keypad to be mounted in the workshop allowing technician remote access to outlets / reels using numerical ID authorisation. It also allows.

#### 382 112 Multi fluid Dispense Manager with 4 digits display MFDL-LD

Provides control to up to 6 outlets and communication between different keypads. Several Input / Output Control Units can be used in a system whenever there are more than six outlets in the system. Includes power supply unit. Voltage input: 115 - 230 V.

#### 381 300 Network protocol converter and software (NTPC-RS232)

The network protocol converter allows reliable communication with a PC, through a RS232 serial port connector.

The PC software delivered with the NTPC is user-friendly and it takes full advantage of the flexibility and the wide possibilities of the fluid monitoring System. This software supports both daily operations and statistical analysis, to help develop sales and increase profit. The software runs on a PC, in a WINDOWS environment and uses an ACCESS database.

#### 381 350 Network protocol converter and software (NTPC-USB).

Same as 381 300 with USB connection.

#### 382 116 Beta Validation Chip and PC Software for RS232 connection to Beta Keypad

A Beta validation Chip can be placed into the Beta Keypad in order to connect it directly to PC (through RS232 port).

### PULSE METERS\*

#### 600 281 In line pulse meter

#### 600 600 In line pulse meter for wind shield wash and antifreeze

### SOLENOID VALVE\*

#### 389 001 Solenoid valve

### FLUID CONTROL UNITS

Line meter with 328 pulses per litre and solenoid valve assembly. The line meter monitors the fluid flow and sends electronic pulses to the Input/Output unit. The solenoid valve opens and closes the hose reel selected. Meter and valve are constructed and tested to guarantee accurate and safe function.

#### 380 550 Fluid control unit for oil and antifreeze

Includes line meter 600 281 and solenoid valve 389 001. Unit also includes Y strainer at the fluid inlet. Connection threads: 1/2" BSP (MM) with 60° cone seal.

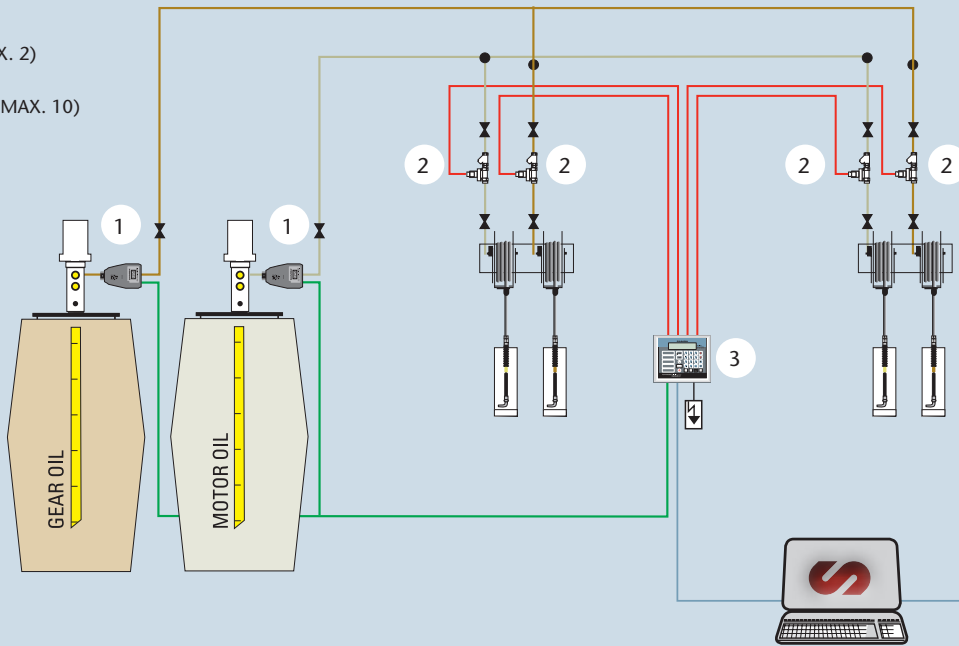
#### 380 551 Fluid control unit for windscreen washer and detergents

Includes line meter 600 600 and solenoid valve 389 001. Unit also includes Y strainer at the fluid inlet. Connection threads: 1/2" BSP (MM) with 60° cone seal.

\* See page 73 for more information.

## INVENTORY MANAGEMENT CONSOLE

- 1 PULSE METER (MAX. 2)
- 2 SOLENOID VALVE (MAX. 10)
- 3 KEY PAD MODULE



This powerful console is designed for shops that want simple control of their fluids. IMC offers ease of operation, great value and several features not previously available in entry level Fluid Management and Control System.

IMC works with one pulse meter at each pump (maximum two pulse meters) and a solenoid valve at each fluid outlet (maximum 10 solenoid valves in total). The system does not allow simultaneous operation outlets with the same fluid; however different fluids can be dispensed simultaneously. An upgraded Inventory Management Console, which allows connection to a PC, is available. PC connection makes setting and maintaining the system parameters easier and it is a powerful inventory control tool that allows tank level monitoring to alert the oil vendor or the shop purchase department with an email when the oil inventory level is low.

IMC standard features and capabilities are:

- Controls one or two fluids and up to 10 dispense points. Manages simultaneous dispensing of two different fluids.
- Up to 200 users, system access through pin number or coded key.
- Allows control of one air valve, so air supply is only available during service operating hours.
- Inventory management on a declining balance: allows initial inventory to be entered and deducts for each dispense. Manager needs to enter each delivery and the console alerts when inventory level is low.
- Two operation levels, user and manager levels. At user level it is only possible to order a dispense. At manager level is possible to adjust inventory levels, set inventory warning levels and perform other management functions.
- The system requires 115 to 230 V AC mains power.
- Can work with metric or US units of measure.

## INVENTORY MANAGEMENT CONSOLE

### IMC COMPONENTS

381 002

#### 381 002 Inventory management console module - 230 V

Access keypad designed to monitor and control fluid dispenses in a workshop from a single or central location. It can control a total of 10 different outlets with two different fluids. The unit tracks fluid dispenses for every single work order and provides additional information regarding each fluid such as current stock, reorder level and stop level. The IMC can also manage a solenoid valve to control the air powering the pumps, either according to a service planning schedule or from a command entered on the keypad by a manager. Four float type level switches provide the signals to control waste fluid levels in two waste fluid tanks and prevent overflow of used oil by disabling the waste product pump.

#### 381 004 Inventory management console module - 115 V

Same as 381 002 for 115 V.

#### 381 003 Inventory management console module with PC connection - 230 V

Similar to model 381 002 plus includes a validation chip and PC software that enables the setting and maintaining of system parameters through a PC. Also, the PC can alert the oil vender or shop Purchasing Department with an email when the oil inventory level is low.

#### 381 005 Inventory management console module with PC connection - 115 V

Same as 381 003 for 115 V.



600 281



PULSE METER

#### 600 281 In line pulse meter

Line meter with 328 pulses per litre pulse transmitter output. For connection to each pump outlet or to the Advanced Monitoring System when using the Intelligent Fluid Dispense Manager (PN 381 550). Meter does not have display or function buttons. Equipped with connection terminal and reel open indication light. For use with lubricants.

Inlet-Outlet: 1/2" BSP (M) with 60° cone seal.  
Minimum flow: 1,5 l/min (0.4 US gpm).  
Maximum flow: 15 l/min (4 US gpm).  
Maximum working pressure: 50 bar (715 psi).

600 600



PULSE METER OTHER FLUIDS

#### 600 600 In line pulse meter for windshield washer and antifreeze

Line meter with 328 pulses per litre pulse transmitter output. For connection to each pump outlet or to the Advanced Monitoring System when using the Intelligent Fluid Dispense Manager (PN 381 550). Meter does not have display or function buttons.

Manufactured in stainless steel with Viton seals. Equipped with connection terminal and inlet strainer. For use with windscreen wash fluids, detergents and antifreeze mixed with water.  
Inlet-Outlet: 1/2" BSP (M) with 60° cone seal.  
Minimum flow: 1,5 l/min (0.4 US gpm).  
Maximum flow: 30 l/min (8 US gpm).  
Maximum working pressure: 150 bar (2,150 psi).

389 001



SOLENOID VALVE

#### 389 001 Solenoid valve

24 V DC solenoid valve for oil, glycol and wind screen washing fluids.

Inlet - Outlet: 1/2" BSP (F). Maximum working pressure: 50 Bar (715 psi).



382 001



## TANK ALERT AND TANK MANAGEMENT SYSTEMS

### TANK ALERT SYSTEM

Protects the pump from running dry and the waste oil tanks from overflowing. The module can accept up to four tank level sensors, e.g. three low level sensors in fresh oil tanks and one high level sensor in a waste oil storage tank. The unit includes four indicator LEDs and an acoustic alarm signal that give a warning when each of the tanks reaches a critical level. 230 V – 50 Hz AC.

When the Tank Alert System is connected to an Advanced Monitoring System, AMS, it provides signals to warn of a high level in the waste oil tank (to prevent overflow) and to warn of low levels in the new oil tank, making possible to automatically close a solenoid valve in the pump air supply (to prevent air entering the fluid lines and to stop the pumps running dry).

#### **382 001 Tank Alert module.**

Stand alone unit

#### **382 050 Tank Alert module for AMS**

Connected to the AMS system, when the Tank Alert system is connected to AMS, provides signals to warn of a high level in the waste oil tank (to prevent overflow) and to warn of low levels in the new oil tank (to prevent air entering the fluid lines and to stop the pumps running dry).

382 010



#### **382 010 High level sensor**

For use with models 382 050 and 382 001. Fits into 2" bung openings.

#### **382 012 Low level sensor**

For use with models 382 050 and 382 001. Fits into 2" bung openings.

#### **382 015 High low level sensor**

For use with models 382 050 and 382 001. Fits into 2" bung openings.

#### **382 005 Flashing alarm light**

For use with models 382 050 and 382 001.

382 100



### TANK MANAGEMENT SYSTEM

Control module for monitoring the volume in up to four tanks using barometric level sensors. The level sensors provide accurate measurement of the volume in each tank and it is possible to set critical control threshold levels that define when the Tank Management System should stop the air supply to each pump (using a solenoid valve PN 389 001). The system can work as a stand-alone unit or as part of an Advanced Monitoring System AMS.

When used as a stand-alone unit, the system is set up using an access keypad (PN 382 110). This keypad is used to set up tank parameters and the threshold levels and the actions required from the system, such as closing a solenoid valve that controls the air supply to a pump. Optionally, the system can be controlled and set up through a PC using a software pack that includes a validation chip that must be installed inside the access keypad.

When used with an AMS system, the Tank Management System is connected directly to any keypad in the system (AMM version 3.1.3 or higher) and it transmits accurate real time information about the inventory in the oil tanks, increasing system security, and reliability of the oil inventories. This way manual inventory adjustments are no longer required, for example when new oil is supplied into a tank. When the AMS is running connected to a PC, using AMS-WIN PC version 2.1 or higher, the tank inventory system is controlled and set up through the AMS software.

382 120



#### **382 100 Tank Management System module**

#### **382 110 Tank Management System access keypad**

Required to set-up the system when working as a stand-alone unit.

#### **382 115 PC software kit for Tank Management System**

Includes software and validation chip.

#### **382 120 Level sensor for Tank Management System**

Tank maximum depth 400 cm.

**MOBILE UNITS**

MOBILE GREASE UNITS WITH PUMPMASTER 3 PUMPS . . . . .	76
MOBILE GREASE UNITS FOR DRUMS WITH PUMPMASTER 3+3 PUMPS . . . . .	79
MOBILE EXTRUSION UNITS . . . . .	81
SELF CONTAINED OIL DISPENSERS . . . . .	82
MOBILE UNITS OIL DISPENSER . . . . .	84
MOBILE DISPENSERS FOR OTHER SERVICE FLUIDS . . . . .	85
DRUM TROLLEYS . . . . .	86



*Mobile and portable equipment is a simple and cost effective solution for transferring and dispensing low consumption lubricants or in situations where there is no available service centre.*

424 172.030

424 152

424 172


**PUMPMASTER 3 MOBILE AIR OPERATED GREASERS**
**424 172.030 PM3 air operated greaser with drum trolley with base, for 20 kg pails**
**Includes:**

- 404 100: PumpMaster 3/55:1 pressure ratio grease pump, h = 410 mm with bung adaptor.
- 418 002: 330 mm drum cover for 20 kg grease containers.
- 741 602: Carrying handle.
- 412 102: 2 m x 1/4" high pressure grease hose.
- 413 080: High pressure grease control gun with Z-swivel.
- 431 001: Two wheel trolley with base.

**424 170.030 PM3 air operated greaser with drum trolley with base for 12,5 to 18 kg pails**

As model 424 172.030, but includes 310 mm drum cover (PN 418 013) instead of 330 mm drum cover (PN 418 002).

**424 152 PM3 air operated greaser with drum cart, for 20 kg pails**

As model 424 172.030, but includes two wheel cart (PN 430 000) instead of trolley with base (PN 431 001).

**424 150 PM3 air operated greaser with drum cart, for 12,5 to 18 kg pails**

As model 424 170.030, but includes two wheel cart (PN 430 000) instead of trolley with base (PN 431 001).

**PUMPMASTER 3 PORTABLE  
AIR OPERATED GREASERS**
**424 172 PM3 air operated greaser, for 20 kg pails**
**Includes:**

- 404 100: PumpMaster 3/55:1 pressure ratio grease pump, h = 410 mm with bung adaptor.
- 418 002: 330 mm drum cover for 20 kg grease containers.
- 741 602: Carrying handle.
- 412 102: 2 m x 1/4" high pressure grease hose.
- 413 080: High pressure grease control gun with Z-swivel.

**424 170 PM3 air operated greaser, for 12,5 to 18 kg pails**

As model 424 172, but includes 310 mm drum cover (PN 418 013) instead of 330 mm drum cover (PN 418 002).

**Not included options:**

- **417 001:** Follower plate 298 - 260 mm. For 12,5 and 18 kg pails.
- **417 005:** Follower plate 340 - 300 mm. For 20 kg pails.
- **411 100:** In-line grease meter for grease control gun.

425 290

425 150



*Follower plate is an option.*



*Follower plate is an option.*

**PUMPMASTER 3 PORTABLE  
AIR OPERATED GREASER**

**425 290 PM3 air operated greaser, for  
50 kg drums**

**Includes:**

- 407 200: PumpMaster 3/55:1 pressure ratio grease pump, h = 720 mm with bung adaptor.
- 418 004: 405 mm drum cover for 50 kg grease drums.
- 412 102: 2 m x 1/4" high pressure grease hose.
- 413 080: High pressure grease control gun with Z-swivel.
- 430 000: Two wheel cart.

**PUMPMASTER 3 MOBILE AIR OPERATED GREASER**

**425 150 PM3 air operated greaser with drum trolley with base, for 50 kg drums**

**Includes:**

- 407 200: PumpMaster 3/55:1 pressure ratio grease pump, h = 725 mm with bung adaptor.
- 418 004: 405 mm drum cover for 50 kg grease drums.
- 412 103: 3 m x 1/4" high pressure grease hose.
- 413 080: High pressure grease control gun with Z-swivel.
- 431 000: Four wheel trolley with base.

**425 150.006 PM3 air operated greaser with drum trolley with base for 50 kg drums**

Same as model 425 150 but with 6 m grease hose instead of 3 m.

**Not included options:**

- 417 003:** Follower plate 405 – 360 mm. For 50 kg large diameter drums.
- 417 002:** Follower plate 370 – 330 mm. For 50 kg standard diameter drums.
- 411 100:** In line grease meter for grease control gun.



428 243

428 200


**PUMPMASTER 3 MOBILE  
AIR OPERATED GREASER - 185 KG**
**428 243 PM3 mobile air operated greaser,  
for 185 kg drums**
**Includes:**

- 409 200: PumpMaster 3/55:1 pressure ratio grease pump, h = 920 mm. with bung adaptor.
- 418 006: 610 mm drum cover for 185 kg drums.
- 417 004: 590 - 550 mm follower plate for 185 kg drums.
- 412 104: 4 m x 1/4" high pressure hose.
- 413 080: High pressure grease control gun with Z-swivel.
- 432 000: 185 kg drum trolley.

**PUMPMASTER 3 MOBILE AIR OPERATED GREASER WITH HOSE REEL - 185 KG**
**428 200 PM3 mobile air operated greaser with hose reel, for 185 kg drums**
**Includes:**

- 409 200: PumpMaster 3/55:1 pressure ratio grease pump, h = 920 mm. with bung adaptor.
- 418 006: 610 mm drum cover for 185 kg drums.
- 417 004: 590 - 550 mm follower plate for 185 kg drums.
- 412 190: 1,5 m x 1/4" high pressure hose.
- 501 300: Open type hose reel with 10 m x 1/4" hose.
- 413 080: High pressure grease control gun with Z-swivel.
- 432 814: 185 kg heavy duty drum trolley.
- 360 113: Hose reel bracket for trolley (PN 432 814).

**Not included options:**

- 411 100: In line grease meter for grease control gun.



423 150

426 243

426 200



*Follower plate is an option.*

**PUMPMASTER 3+3 MOBILE  
AIR OPERATED GREASER - 50 KG**

**423 150 PM3+3 mobile air operated greaser, for 50 kg drums**

**Includes:**

- 402 000: PumpMaster 3+3/60:1 pressure ratio pump grease pump, h = 730 mm. with bung adaptor.
- 418 004: 405 mm drum cover for 50 kg drums.
- 412 103: 3 m x 1/4" high pressure hose.
- 431 000: Four wheel trolley with base.
- 413 080: High pressure grease control gun with Z-swivel.
- 945 591: 3/8" BSP (M) - 1/4" BSP (M) connection adapter.

**PUMPMASTER 3+3 MOBILE  
AIR OPERATED GREASER - 185 KG**

**426 243 PM3+3 mobile air operated greaser, for 185 kg drums**

**Includes:**

- 402 025: PumpMaster 3+3/60:1 grease pump, h = 925 mm. with bung adaptor.
- 418 006: 610 mm drum cover for 185 kg drums.
- 417 004: 590 - 550 mm follower plate for 185 kg drums.
- 412 104: 4 m x 1/4, high pressure hose.
- 413 080: High pressure grease control gun with Z-swivel.
- 432 000: 185 kg drum trolley.
- 945 591: 3/8" BSP (M) - 1/4" BSP (M) connection adapter.

**PUMPMASTER 3+3 MOBILE AIR  
OPERATED GREASER WITH HOSE REEL**

**426 200 PM3+3 mobile air operated greaser with hose reel, for 185 kg drums**

**Includes:**

- 402 025: PumpMaster 3+3/60:1 grease pump, h = 925 mm. with bung adaptor.
- 418 006: 610 mm drum cover for 185 kg drums.
- 417 004: 590 - 550 mm follower plate for 185 kg drums.
- 412 392: 1,5 m x 3/8" high pressure hose.
- 504 351: Open type hose reel with 15 m x 3/8" hose.
- 413 080: High pressure grease control gun with Z-swivel.
- 432 814: 185 kg drum heavy duty trolley.
- 360 113: Hose reel bracket for trolley (PN 432 814).
- 945 592: 3/8" BSP (MM) connection adapter.

**Not included options:**

- **417 003:** Follower plate 405 – 360 mm. For large diameter 50 kg drums.
- **417 002:** Follower plate 370 – 330 mm. For standard diameter 50 kg drums.
- **411 100:** In line grease meter for grease control gun.

**Not included options:**

- **411 100:** In line grease meter for grease control gun.

482 200

486 500



#### PUMPMASTER 3 MOBILE AIR OPERATED GREASERS – SHIELDED

PumpMaster 3/55:1 pressure ratio grease pump fixed on top of a protective shield. Models available for use with up to 20 kg and 50 kg drums placed inside the shield.

#### 482 200 PM3 mobile air operated greaser shielded, for up to pails 20 kg

##### Includes:

- 404 100: PumpMaster 3/55:1 pressure ratio grease pump.
- 480 021: Protective cabinet with 4 castors.
- 412 102: 2 m x 1/4" high pressure hose.
- 413 080: Grease control gun with Z-swivel.

#### 482 500 PM3 mobile air operated greaser shielded, for 50 kg drums

Similar to model 482 200, but for 50 kg drums. Includes PM3/55:1 pressure ratio grease pump, (PN 407 200), protective cabinet with two wheels, two castors and handle, for 50 kg drum (PN 480 050) and 3 m x 1/4" high pressure grease hose (PN 412 103).



#### PUMPMASTER 3+3 MOBILE AIR OPERATED GREASERS – SHIELDED

PumpMaster 3+3/60:1 pressure ratio grease pump fixed on top of a protective shield. Models available for use with up to 20 kg and 50 kg drums placed inside the shield.

#### 486 200 PM3+3 mobile air operated greaser shielded, for up to 20 kg pails

##### Includes:

- 402 050: PumpMaster 3+3/60:1 pressure ratio grease pump.
- 480 021: Protective cabinet with 4 castors.
- 412 102: 2 m x 1/4" high pressure hose
- 413 080: Grease control gun with Z-swivel.
- 945 591: 3/8" BSP (M) - 1/4" BSP (F) connection adapter.

#### 486 500 PM3+3 mobile air operated greaser shielded, for 50 kg drums

Similar to model 486 200, for 50 kg drums. Includes PM3+3/60:1 pressure ratio grease pump (PN 402 000), protective cabinet with two wheels, two castors and handle, for 50 kg drum (PN 480 050) and 3 m x 1/4" high pressure grease hose (PN 412 103).

#### Not included options

- 417 001:** Follower plate Ø 298 – 260 mm for 12,5 to 18 kg pails.
- 417 005:** Follower plate Ø 340 – 300 mm for 20 kg pails.
- 417 002:** Follower plate Ø 370 – 330 mm for 50 kg standard diameter drums.
- 417 003:** Follower plate Ø 405 – 360 mm for 50 kg large diameter drums.
- 411 100:** In-line grease meter for control gun.

## MOBILE EXTRUSION UNITS 12 TO 20 KG PAILS

### MOBILE EXTRUSION UNIT FOR 12 – 20 KG PAILS

Mobile unit specially designed for use with hard to pump sticky grease, high viscosity grease (NLGI 3) and sealant.

The pump's lower end is attached to an inductor plate and the pump is mounted to a pneumatic piston that elevates the pump for replacing an empty drum. The pneumatic piston also acts when the pump is in use, pushing the pump and forcing it into the grease container, aiding the pump prime. This makes possible to pump very high viscosity fluids.

It can be used with 12 to 20 kg pails, minimum internal diameter 260 mm, maximum internal diameter 298 mm) with a maximum height of 370 mm.

The unit includes a 60:1 pressure ratio PumpMaster 3+3 grease pump and it is mounted on a rolling base with 4 wheels, two of them with brake. The pump includes 3 m high pressure hose and a grease control gun with Z-swivel and hydraulic connector (PN 413 080).

The air cylinder is controlled with a valve located on the top of the inductor post and includes a pressure regulator to adjust the downward pressure.

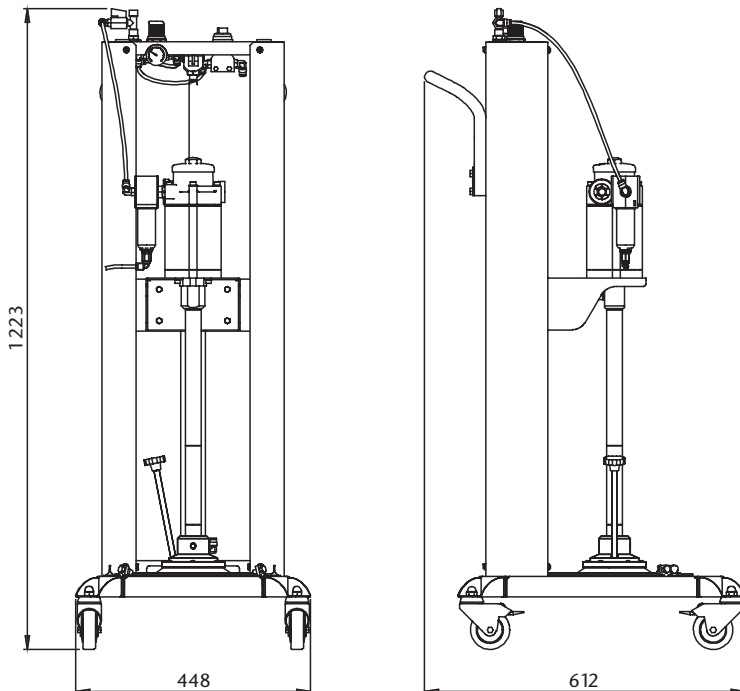
#### 424 060 Mobile extrusion unit

Includes 3 m high pressure hose and a grease control gun with Z-swivel and hydraulic nozzle.

#### 424 061 Mobile extrusion unit

As 424 060, but without delivery hose and control gun and nozzle.

424 060



Air filter and regulator (PN 240 500) is non included option.

**SELF CONTAINED OIL DISPENSERS, 25 LITRES**

324 000

325 000

327 020


**PRESSURIZED LUBRICANT  
DISPENSERS 25 LITRES**
**324 010 Pressurized lubricant dispenser,  
with meter, 25 litres**

Mobile unit for dispensing viscous lubricants, with 25 l (6.6 US gallon) steel container and level gauge. The unit must be pressurized using a tyre inflator (max pressure 7 bar - 100 psi, safety valve included). Supplied with a 1,5 m delivery hose and oil control gun, digital electronic hose end meter, with flexible outlet and manual non-drip nozzle.

**324 000 Pressurized lubricant dispenser,  
25 litres**

As model 324 010, but without meter.


**HAND OPERATED LUBRICANT  
DISPENSERS 25 LITRES**
**325 010 Hand operated lubricant  
dispenser with meter, 25 litres**

Self contained unit with a 25 l (6.6 US gallon) container with level gauge. Unit includes a lever action pump, digital electronic oil meter at the pump outlet and 1,5 m delivery hose with valve and 135° angled nozzle.

**325 000 Hand operated lubricant  
dispenser, 25 litres**

A model 325 010, but without meter.


**AIR OPERATED LUBRICANT  
DISPENSERS 25 LITRES**
**327 020 Air operated lubricant dispenser  
with meter, 25 litres**

Self contained unit with a 25 l (6.6 US gallon) container with level gauge. Unit includes an air operated 2:1 pressure ratio pump, specially designed for dispensing high viscosity lubricants. Oil meter with digital electronic meter at the pump outlet and 1,5 m delivery hose with oil control gun with 110° angled outlet with manual non drip nozzle.

**SELF CONTAINED OIL DISPENSERS 70 LITRES AND MOBILE UNITS FOR 50 LITRES DRUMS**


326 000

328 010

370 400


**HAND OPERATED LUBRICANT DISPENSERS 70 LITRES**
**326 010 Hand operated lubricant dispenser with meter, 70 litres**

Self contained unit with a 70 l (17 US gallon) container with level gauge. Unit includes a lever action pump, oil meter with digital electronic meter at the pump outlet and 1,5 m delivery hose with valve and 135° angled nozzle.

**326 000 Hand operated lubricant dispenser, 70 litres**

Same as model 326 010, but without meter.

**328 010 Air operated lubricant dispenser with meter, 70 litres**

Self contained unit with a 70 l (17 gallons) container with level gauge. Unit includes an air operated 3:1 pressure ratio pump for dispensing all types of lubricants, 3 m delivery hose and hose end meter with semi automatic non drip nozzle.

**MOBILE OIL DISPENSERS FOR 50 LITRE DRUMS**
**370 400 Mobile oil dispenser for 50 litre drums with hose end meter**
**Includes:**

- 358 120: 3:1 pressure ratio oil pump.
- 418 010: 405 mm drum cover with two bung openings.
- 362 103: 3 m oil hose.
- 431 000: 4 wheeled drum trolley for 50 l (16 US gallon) drums.
- 365 603: Hose end meter.

**370 500 Mobile oil dispenser for 50 litre drums**

Same as model 370 400 but without meter.



376 300

376 610

378 120



#### MOBILE OIL DISPENSERS FOR 205 LITRE DRUMS WITH LONG PUMP

##### **376 300 Mobile oil dispensers for 205 litre drums**

###### **Includes:**

- 354 120: 3:1 pressure ratio oil pump for 205 l drums.
- 362 103: 3 m x 1/2" oil hose.
- 365 603: Hose end meter with semi automatic non drip nozzle.
- 432 000: 205 l drum trolley.

#### MOBILE OIL DISPENSERS FOR 205 LITRE DRUMS

##### **376 610 Mobile oil dispensers for 205 litre drums**

The pump mounted on the trolley makes replacing empty drums easier.

###### **Includes:**

- 353 120: 3:1 pressure ratio oil pump.
- 360 102: Wall pump bracket.
- 367 011: Suction hose for 205 l drums.
- 362 103: 3 m x 1/2" oil hose .
- 365 603: Hose end meter with semi automatic non drip nozzle.
- 432 814: 205 l drum heavy duty trolley.

#### MOBILE OIL DISPENSERS FOR 205 LITRE DRUMS WITH HOSE REEL

##### **378 120 Mobile oil dispensers for 205 litre drums with hose reel**

The pump mounted on the trolley makes replacing empty drums easier.

###### **Includes:**

- 353 120: 3:1 pressure ratio oil pump.
- 360 102: Wall pump bracket.
- 367 011: Suction hose for 205 l drums.
- 506 202: Open type single arm reel with 10 m x 1/2" hose.
- 360 113: Hose reel bracket for trolleys.
- 365 603: Hose end meter with semi automatic non drip nozzle.
- 432 814: 205 l drum heavy duty trolley.

## MOBILE DISPENSERS FOR OTHER SERVICES FLUIDS



557 011

376 750



## MOBILE DISPENSERS WITH DIAPHRAGM PUMP

**557 011 Mobile metered fluid dispenser with diaphragm pump for 205 litre drums**

Mobile unit for dispensing antifreeze and windshield wash fluids and solutions using a DirectFlo® DF50 air operated diaphragm pump with Polypropylene wetted parts and balls and Hytrel® diaphragms. For use with antifreeze, transmission fluid, windshield wash and solvents.

**Includes:**

- 552 015: DF50 diaphragm pump with Polypropylene wetted parts and balls and Hytrel diaphragms.
- 362 103: 3 m x 1/2" delivery hose.
- 360 100: Pump bracket.
- 365 675: Hose end meter.
- 432 000: 205 l drum trolley.
- 360 134: Pump bracket.
- 367 011: Suction hose for 205 l drums.
- 945 554: 3/4"- 1/2" BSP (MM) connection adaptor.

**557 012 Mobile dispenser with diaphragm pump for 205 litre drums**

As model 557 011, but includes non-metered fluid gun (PN 186 300) instead of hose end meter (PN 365 675).

## MOBILE DISPENSERS WITH PISTON PUMP

**376 750 Mobile metered fluid dispenser with piston pump for 205 litre drums**

Mobile unit for dispensing solutions using a nickel coated 1:1 pressure ratio piston pump mounted on top of a 205 l drum.

**Includes:**

- 601 202: PumpMaster 2 nickel coated pump, 1:1 pressure ratio.
- 733 218: PVC suction tube.
- 945 554: 3/4"- 1/2" BSP (MM) connection adaptor.
- 362 103: 3 m x 1/2" delivery hose.
- 365 603: Hose end meter.
- 432 000: 205 l drum trolley.
- 360 134: pump bracket.

**376 751 Mobile dispenser with piston pump for 205 l drums**

As model 376 750, but includes non-metered fluid gun (PN 186 300) instead of hose end meter (PN 365 603).

## DRUM TROLLEYS

431 000



## TROLLEY FOR 50 KG (120 LB) DRUMS

**431 000 Trolley for 50 and 20 kg drums**

Four wheeled trolley with tubular frame for 50 and 20 kg drums. The drum is fixed to the trolley with two height adjustable hooks.

**431 001 Trolley for 50 and 20 kg drums**

Same as model 431 000, but with two rubber pads instead of the two front wheels.

432 000



## TROLLEY FOR 185 KG (440 LB) DRUMS

**432 000, 185 kg drum heavy duty trolley**

Trolley with two solid rubber wheels and one rubber swivelling wheel with brake. A hose reel or a pump can be mounted using optional brackets.

**360 134 Pump bracket**

For trolley 432 000. Requires wall bracket 360 102 for fixing an air operated pump.

**360 135 Hose reel bracket**

For trolley 432 000.

432 814



## HEAVY DUTY TROLLEY FOR 185 KG (440 LB) DRUMS

**432 814, 185 kg drum heavy duty trolley**

Heavy duty trolley with two Ø 260 mm tyred wheels and one solid rubber swivelling wheel with brake. Includes an adjustable chain for securing the drum and a bracket mounted on the handle for fixing an air operated pump (requires bracket 360 102). A hose reel can also be mounted using optional bracket (360 113).

**360 113 Hose reel bracket**

For trolley 432 814.

430 000



## TROLLEY FOR 20 KG (44 LB) PAILS

**430 000 Trolley for 20 kg pails**

Two wheeled trolley with tubular frame for 50 and 20 kg drums. The drum is fixed to the trolley with one height adjustable hook.

485 120



## DRUM DOLLIES

**485 120 Adjustable drum dolly, 205 litres**

Dolly for drums with diameter Ø 400 - 600 mm, with three adjustable drum clamps and three swivelling castors (Ø 75 mm), one of them with brake.

**485 000 Drum dolly 50 litres**

Dolly for 50 litres drums, with three adjustable drum clamps and four swivelling castors (Ø 60 mm).

480 021



## MOBILE PROTECTIVE DRUM CABINETS

**480 050 Mobile protective drum cabinet, 50 litres****480 021 Mobile protective drum cabinet, 20 litres**

**STATIONARY PUMP PACKAGES GREASE AND OIL**

PUMPMASTER 3 GREASE PUMP PACKAGES . . . . .	88
PUMPMASTER 3+3 GREASE PUMP PACKAGES. . . . .	89
PUMPMASTER 2/1:1 PRESSURE RATIO PUMP PACKAGES . . . . .	90
PUMPMASTER 2/3:1 PRESSURE RATIO PUMP PACKAGES . . . . .	91
PUMPMASTER 2/3:1 PRESSURE RATIO PUMP PACKAGES WITH HOSE REEL. . . . .	92
PUMPMASTER 2/3:1 PRESSURE RATIO PUMP PACKAGES FOR 1.000 LITRE IBCS . . . . .	93
LUBRICATION BENCHES. . . . .	94
FIELD SERVICE UNITS . . . . .	95







Lubricant dispensing and transfer requires more than a bare pump. Samoa offers a range of pump packages that include all the accessories needed to efficiently dispense or transfer lubricants. Packages can be used with 185 kg grease drums, 205 litre oil drums and 1.000 litre IBCs. They provide an easy solution for simple and common applications.

428 262

PUMPMASTER 3/55:1 PACKAGE

#### **428 262 PumpMaster 3/55:1 pressure ratio pump package 185 kg drums**

Package for high pressure greasing with a PumpMaster 3/55:1 pressure ratio pump for 185 kg drums.

#### **Includes:**

- 409 200: PumpMaster 3/55:1 grease pump, h = 920 mm with bung adaptor.
- 418 006: 610 mm drum cover for 185 kg drums.
- 417 004: 590 - 550 mm follower plate for 185 kg drums.
- 412 104: 4 m x Ø 1/4" high pressure hose.
- 413 080: High pressure grease control gun with Z-swivel.
- 360 125: Grease control gun holder.



#### **Not included options:**

- 239 000:** 1/4" BSP (MM) connection adaptor.
- 240 500:** Air filter and pressure regulator, 0-12 bar, 1/4" BSP (FF).
- 411 100:** In line grease meter for grease control gun.



**PUMPMaster 3+3 GREASE PUMP PACKAGES**

453 602


**PUMPMaster 3+3/60:1 PACKAGE WITH HOSE REEL**
**453 603 PumpMaster 3+3/60:1 pressure ratio pump package with 15 m hose reel, 185 kg drums**

Assembly for high pressure greasing with a PumpMaster 3+3/60:1 pressure ratio pump for 185 kg drums. Package includes a 3/8" hose reel for higher delivery.

**Includes:**

- 429 800: PumpMaster 3+3/60:1 grease pump kit for 185 kg drums.
- 506 321: Open type single arm reel with 15 m x 3/8" hose.
- 413 080: High pressure grease control gun with z-swivel.

**453 602 PumpMaster 3+3/60:1 pressure ratio pump package with 15 m hose reel, 185 kg drums**

Same as above, with double pedestal arm reel with 15 m x 3/8" hose (PN 504 351) instead of reel (PN 506 321).

**Not included options:**

- 239 001:** 1/4" BSP (M) - 3/8" BSP (M) connection adaptor.
- 240 500:** Air filter and pressure regulator, 1/4" BSP (FF).
- 360 111:** Hose reel pivoting bracket.
- 360 127:** Control gun holder and drip tray.
- 411 100:** In line grease meter for grease control handle.

426 262


**PUMPMaster 3+3/60:1 PACKAGE**
**426 262 PumpMaster 3+3/60:1 pressure ratio pump package, 185 kg drums**

Assembly for high pressure greasing with a PumpMaster 3+3/55:1 pressure ratio pump for 185 kg drums.

**Includes:**

- 402 025: PumpMaster 3+3/60:1 grease pump, h = 920 mm with bung adaptor.
- 418 006: 610 mm drum cover for 185 kg drums.
- 417 004: 590 - 550 mm follower plate for 185 kg drums.
- 412 104: 4 m x 1/4" high pressure hose.
- 413 080: High pressure grease control gun with z-swivel.
- 360 125: Grease control gun holder.
- 945 591: M 3/8" BSP (M) - 1/4" BSP (M) connection adaptor.

**PUMPMASTER 2/1:1 PRESSURE RATIO PUMP PACKAGES**
**PUMPMASTER 2/1:1 PRESSURE RATIO PUMP PACKAGES FOR 205 LITRE DRUMS**

Packages with high speed air operated low pressure transfer pump. The pump is designed to fit the 2" bung opening hole on 50 and 205 l oil drums or to be mounted on a lid for open drums.

1:1 ratio pumps are used for a clean and efficient transfer of lubricants, from their original drum to miscellaneous portable grease and oil pumps, loader buckets, auxiliary tanks, etc., without the risk of lubricant contamination.

This pump can easily be transferred from one drum to another. An adjustable adapter fits any drum or drum cover with a 2" BSP bung opening. Pump weight is only 4,8 kg.

An air valve or an optional pressure regulator allows the user to adjust the lubricant flow rate. This is useful when filling open buckets to prevent splashing or to avoid overflow when reaching the top of a container.

454 002

454 003

454 010

454 009



PART No.	DESCRIPTION	PUMP	HOSE	DELIVERY GUN	AIR INLET ACCESSORY	APPLICATION	APPROX. DELIVERY
<b>454 002</b>	1:1 high volume transfer package	352 120	3 m x 3/4" 362 303	High delivery nozzle 361 000	Needle air valve 950 302	205 L DRUMS	30 l/min <sup>(1)</sup>
<b>454 003</b>	1:1 transfer package	352 120	3 m x 1/2" 362 103	Oil control gun 363 078	–	205 L DRUMS	15 l/min <sup>(1)</sup>
<b>454 010</b>	1:1 transfer package, metered	352 120	3 m x 1/2" 362 103	Hose end meter 365 603	–	205 L DRUMS	10 l/min <sup>(1)</sup>
<b>454 009</b> <sup>(3)</sup>	1:1 grease transfer package	352 120	3 m x 3/4" 362 303	Ball valve with angled nozzle	Needle air valve 950 302	185 KG DRUMS	3,2 kg/min <sup>(2)</sup>

(1) Delivery with SAE30 oil at 7 bar inlet pressure and 20 °C temperature.

(2) Delivery with NLG12 grease at 7 bar inlet pressure and 20 °C temperature.

(3) Model 454 009 includes drum cover PN 418 006 and follower plate PN 417 004 for 185 kg grease drums.

**Not included options:**

**239 000:** 1/4" BSP (MM) connection adaptor.

**240 200:** Air pressure regulator 0 - 12 bar, 1/4" BSP (FF)

**240 500:** Air filter and pressure regulator, 0 - 12 bar, 1/4" BSP (FF).

## PUMPMASTER 2/3:1 PRESSURE RATIO PUMP PACKAGES

### PUMPMASTER 2/3:1 PRESSURE RATIO PUMP PACKAGES

Packages with high speed air operated medium pressure transfer pump. The pump is designed to fit the 2" bung opening hole on 50 and 205 l drums or to be mounted on a lid for open drums.

3:1 ratio pumps are used for a clean and efficient transfer and delivery of lubricants, from their original drum to miscellaneous reservoirs, engines, crank cases, gear boxes, etc. without the risk of lubricant contamination. They are recommended for transferring high viscosity lubricants or when cold weather can limit pump performance. This pump can be easily transferred from one drum to another. An adjustable adapter fits any drum or drum cover with a 2" BSP bung opening. Pump weight is only 4,2 kg.

Flow rate can be easily adjusted by regulating the air inlet flow with an optional air valve and the pressure output can be adjusted using an optional air pressure regulator.

454 150

454 110

454 111

454 100



PART No.	DESCRIPTION	PUMP	HOSE	DELIVERY GUN	APPLICATION	APPROX. DELIVERY
454 110	3:1 transfer package, metered	354 120	3 m x 1/2" 362 103	Hose end meter 365 603	205 L DRUMS	12 l/min <sup>(1)</sup>
454 111	3:1 transfer package	354 120	3 m x 1/2" 362 103	Oil control gun 363 078	205 L DRUMS	15 l/min <sup>(1)</sup>
454 100	Transfer pump with outlet valve 2:1 pressure ratio	352 220	None	Oil spigot valve 361 100 with tray 736 462	205 L DRUMS	23 l/min <sup>(1)</sup>
454 150	3:1 transfer pump	353 120	6 m x 1/2" 362 306	Hose end meter 365 603	1.000 L IBC	12 l/min <sup>(1)</sup>

(1) Delivery with SAE 30 oil at 7 bar inlet pressure and 20 °C temperature.

#### Not included options:

**239 000:** 1/4" BSP (MM) connection adaptor.

**240 200:** Air pressure regulator 0 - 12 bar, 1/4" BSP (FF)

**240 500:** Air filter and pressure regulator, 0 - 12 bar, 1/4" BSP (FF).

**PUMPMASTER 2/3:1 PRESSURE RATIO PUMP PACKAGES WITH HOSE REEL**

454 605

454 651

454 659


**DRUM MOUNTED 3:1 OIL PUMP PACKAGES WITH HOSE REEL**
**454 605 Drum mounted 3:1 oil pump with hose reel and hose end meter**

Complete package for 205 l drums. Includes all accessories required for installation and connection to the compressed air supply.

**Includes:**

- 379 300: 3:1 pump kit for 205 l drums.
- 506 202: Open type single arm reel with 10 m x 1/2" hose.
- 365 603: Hose end meter with semiautomatic non drip nozzle.

**454 600 Drum mounted 3:1 oil pump with hose reel and hose end meter**

As above, but with double pedestal arm reel with 10 m hose (PN 501 200) instead of reel 506 202.

**WALL MOUNTED 3:1 OIL PUMP PACKAGES WITH OPEN TYPE HOSE REEL**
**454 651 Wall mounted 3:1 oil pump with open type hose reel and hose end meter**

Complete package for 205 l drums. Includes all accessories required for installation and connection to the compressed air supply.

**Includes:**

- 379 000: Wall mounted 3:1 pump kit for 205 l drums.
- 506 202: Open type single arm reel with 10 m x 1/2" hose.
- 365 603: Hose end meter with semiautomatic non drip nozzle.
- 360 127: Oil gun holder with drip tray.

**454 653 Wall mounted 3:1 oil pump with hose reel and hose end meter**

As above, but with double pedestal arm reel with 10 m hose (PN 501 200) instead of hose reel 506 202.

**WALL MOUNTED 3:1 OIL PUMP PACKAGES WITH ENCLOSED TYPE HOSE REEL**
**454 659 Wall mounted 3:1 oil pump with enclosed type hose reel and hose end meter**

Complete package for 205 l drums. Includes all accessories required for installation and connection to the compressed air supply.

**Includes:**

- 379 000: Wall mounted 3:1 pump kit for 205 l drums.
- 507 202: Enclosed type hose reel with 10 m x 1/2" hose.
- 365 603: Hose end meter with semiautomatic non drip nozzle.
- 360 127: Oil gun holder and drip holster.

**Not included options:**

- 239 000:** 1/4" BSP (MM) connection adaptor.
- 240 200:** Air pressure regulator 0 - 12 bar, 1/4" BSP (FF).
- 240 500:** Air filter and pressure regulator, 0 - 12 bar, 1/4" BSP (FF).
- 360 111:** Hose reel pivoting bracket.
- 360 127:** Control gun holder with drip tray.

454 694

454 699



3:1 OIL PUMP WITH HOSE REEL  
PACKAGES FOR 1.000 LITRE IBCS

**454 694, 3:1 oil pump package with hose reel for 1.000 litre IBCs, top mounted**

3:1 oil pump equipped with a 10 m oil hose reel and hose end meter mounted on a bracket on the top of the IBC. The package includes a suction hose to fit the IBC lower outlet.

**Includes:**

- 353 120: 3:1 oil pump.
- 360 106: Bracket for IBC.
- 745 306: Suction hose with adaptor for connecting to the IBC lower outlet.
- 506 202: Open type single arm reel with 10 m x 1/2" hose.
- 360 126: Hose end meter bracket for hose reels.
- 360 102: Pump bracket.
- 365 603: Hose end meter.

**454 695, 3:1 oil pump, hose reel and meter package for 1.000 litre IBCs, top mounted**

As above, but with double pedestal arm reel with 10 m hose (PN 501 200) instead of reel 506 202.

**Not included options:**

- 239 000:** 1/4" BSP (MM) connection adaptor.
- 240 200:** Air pressure regulator 0 - 12 bar, 1/4" BSP (FF)
- 240 500:** Air filter and pressure regulator, 0 - 12 bar, 1/4" BSP (FF).



3:1 OIL PUMP WITH HOSE REEL PACKAGES FOR 1.000 LITRE IBCS

**454 699, 3:1 oil pump package with hose reel for 1.000 litre IBCs, side mounted**

3:1 oil pump equipped with a 10 m oil hose reel and hose end meter mounted on a bracket on the side of the IBC. The package includes a suction hose to fit the IBC lower outlet.

**Includes:**

- 353 120: 3:1 oil pump.
- 360 107: Bracket for IBC.
- 745 304: Suction hose with adaptor for connecting to the IBC lower outlet.
- 506 202: Open type single arm reel with 10 m x 1/2" hose.
- 360 126: Hose end meter bracket for hose reels.
- 360 102: Pump bracket.
- 365 603: Hose end meter.
- 360 111: Hose reel pivoting bracket.

**454 697, 3:1 oil pump, hose reel and meter package for 1.000 litre IBCs, side mounted**

As above, but with double pedestal arm reel with 10 m hose (PN 501 200) instead of reel 506 202.



450 000

450 010



*Tool cabinet is an option*

#### LUBRICATION WORKBENCH SYSTEM 2 x 205 LITRE DRUMS

##### **450 000 Two drum lubrication bench**

Ready to use bench, with no need of assembly as all components are factory mounted. Compact design, can store two 205 l drums. The unit can be placed in any existing service bay. Easy transportation to a new location without dismantling. It has a metal workstop to be used as a workbench. As an option, a tool cabinet with lockable shutter can be included.

The system includes two 3:1 pressure ratio air operated oil pumps, two enclosed hose reels with 10 m hose with electronic hose end meters and two air distribution hoses with quick couplers, tyre gauge and blow gun.



#### LUBRICATION BENCH SYSTEM 1 x 205 LITRE DRUM

##### **450 010 One drum lubrication bench**

Similar to model 450 000, but with capacity for one 205 l drum. The unit includes one 3:1 pressure ratio air operated oil pump, one enclosed hose reel with 10 m hose with electronic hose end meter and one air distribution hose with quick coupler and blow gun.

##### **Not included options:**

**281 501:** Tool cabinet for workbench (PN 450 000).

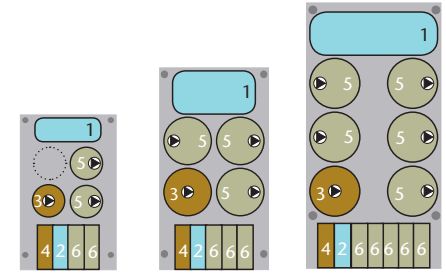
**FIELD SERVICE UNITS**

FIELD SERVICE UNITS

Field service units are designed and manufactured to provide efficient means of servicing large or dispersed vehicles when a return to base workshop would be costly and time consuming.

The typical use for these units is for servicing construction, mining and agricultural equipment. They are also an appreciated alternative for vehicle service in quarrying and open cast mining, power generation plants, airfield equipment and even as temporary maintenance centres for commercial or public services vehicles.

Field service units provide means of dispensing all lubricants and grease together with compressed air and, if required, other fluids. Field service units are equipped with their own independently powered gasoline engine compressor (diesel engine on demand except for model 450 200) thus enabling full workshop service routines to be carried out even in the most remote locations. Units are fully equipped with the necessary pumps, hose reels, meters, air compressor and other accessories required for operation, all securely mounted to a rugged chassis.



- Air supply
- Grease supply
- Oil supply
- 1 air compressor
- 2 hose reel for air
- 3 air operated grease pump
- 4 hose reel for grease
- 5 air operated oil pump
- 6 hose reel for oil



TECHNICAL DATA AND MODELS	450 200	451 000	452 000
Dimensions (length x width x height) mm	1.800 x 1.040 x 1.100	2.400 x 1.300 x 1.360	3.200 x 1.600 x 1.360
Approximate weight (empty / full drums) kg	469 / 649	700 / 1420	863 / 1943
Air compressor, (gasoline engine, manual start) equivalent electric power / delivery / reservoir	3 hp / 350 l/min / 50 l	3 hp / 350 l/min / 150 l	5.5 hp / 570 l/min / 300 l
Compressed air service outlets	1	1	1
Grease service outlets	1 (50 kg drums)	1 (185 kg drums)	1 (185 kg drums)
Oil service outlets	2 x (50 l drums)	3 (205 l drums)	5 (205 l drums)
Crane for lifting drums	-	1	1
Tool box size (mm) (located under the hose reels)	880 x 510 x 200	500 x 600 x 200	1.260 x 510 x 200

**Each service unit includes:**

**Compressed air service outlet:** One full metal double pedestal arm 15 m x 1/2" hose reel with air coupler, connector and blowgun, spray gun and tire inflator.

**Grease service outlet:** One full metal double pedestal arm 15 m x 3/8" hose reel, PumpMaster 3+3/60:1 grease pump kit, control handle and Z-swivel.

**Oil service outlet:** One full metal double pedestal arm 15 m x 1/2" hose reel, digital electronic hose end meter and one PumpMaster 4/5:1 oil pump kit.

*Alternative pumps and hose reels can be used on demand.*



**WASTE OIL EQUIPMENT**

WASTE OIL GRAVITY RECEIVERS, 100 LITRES . . . . . 98

WASTE OIL GRAVITY RECEIVERS, 70 LITRES . . . . . 99

WASTE OIL SUCTION UNITS, 100 LITRES . . . . . 100

WASTE OIL SUCTION UNITS, 24 AND 70 LITRES . . . . . 101

COMBINED WASTE OIL SUCTION AND GRAVITY UNITS, 100 LITRES . . . . . 102

COMBINED WASTE OIL SUCTION AND GRAVITY UNITS, 70 LITRES . . . . . 103

SPECIAL WASTE OIL AND COOLANT GRAVITY RECEIVERS . . . . . 104


WASTE OIL EVACUATION PUMP KITS . . . . . 105

EVACUMASTER WASTE OIL SUCTION UNIT . . . . . 106

AUTOVAC WASTE OIL SUCTION SYSTEM . . . . . 107

EVACUMASTER AND AUTOVAC ACCESSORIES . . . . . 108

WASTE OIL EQUIPMENT ACCESSORIES . . . . . 109



372 200



MOBILE WASTE OIL RECEIVER 100 LITRES CAPACITY, PUMP DISCHARGE

**372 200 Mobile waste oil receiver 100 litres, pump discharge**

The unit is discharged with a 1:1 pressure ratio pump, located at the back of the unit, through a 1,5 m discharge hose with a dry break quick coupler.

**372 300 Mobile waste oil receiver 100 litres, remote pump discharge**

The unit is discharged with a wall mounted discharge pump kit (PN 559 100, not included) through a hydraulic dry break coupler located at the bottom of the tank. Includes hydraulic coupler (PN 950 352).

372 400



MOBILE WASTE OIL RECEIVER 100 L CAPACITY, PRESSURE DISCHARGE

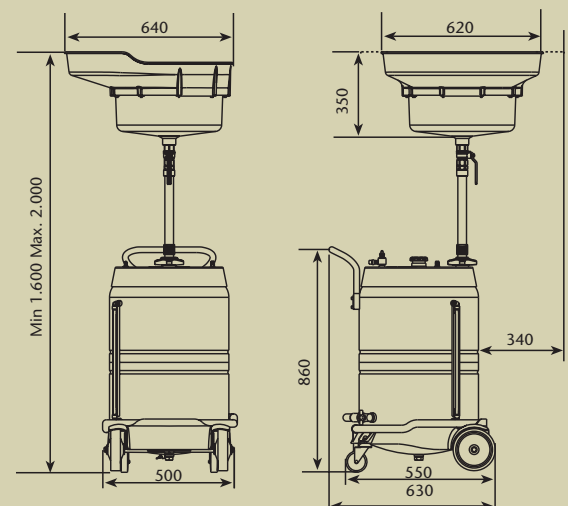
**372 400 Mobile waste oil receiver 100 litres pressure discharge**

The unit is discharged through a discharge hose pressurizing the unit at 0,5 bar (7.25 psi) by using a tyre inflator. The unit includes a safety valve, that prevents overpressure, and a 1,5 m discharge hose.

Mobile units for gravity collection of motor oil and gear oil as well as other non-aggressive A-III class automotive fluids. Receivers can be used under vehicle lifts and inside lubrication pits.

**Main features**

- 100 litres (26 US gallon) capacity, with side level gauge.
- Large tray for tools, washers, filters, etc. on top of the tank.
- One piece molded spoiler for securing the discharge hose in pressure discharge models.
- Two reinforced casters and two reinforced wheels.
- Composite and steel telescopic collection bowl, with 360° positionable oversized extension for wider reach. Anti-splash grid that can hold used filters for draining.
- Steel tank and collection bowl with epoxy powder coating.





## WASTE OIL GRAVITY RECEIVERS, 70 LITRES



373 200



373 400



## MOBILE WASTE OIL RECEIVER 70 LITRES CAPACITY, PUMP DISCHARGE

**373 200 Mobile waste oil receiver 70 litres pump discharge**

The unit is discharged with a 1:1 pressure ratio pump, located at the back of the unit, through a 1,5 m discharge hose with a dry break quick coupler.

**373 300 Mobile waste oil receiver 70 litres remote pump discharge**

The unit is discharged with a wall mounted discharge pump kit (PN 559 100 not included) through a hydraulic dry break coupler located at the bottom of the tank. Includes hydraulic coupler (PN 950 352).

## MOBILE WASTE OIL RECEIVER 70 L CAPACITY, PRESSURE DISCHARGE

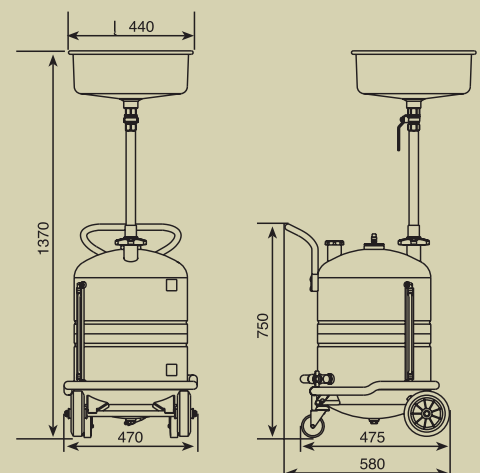
**373 400 Mobile waste oil receiver 70 litres pressure discharge**

The unit is discharged through a discharge hose pressurizing the unit at 0,5 bar (7.25 psi) with a tyre inflator. The unit includes a safety valve, that prevents overpressure, and a 1,5 m discharge hose.

Mobile units for gravity collection of motor oil and gear oil as well as other non-aggressive A-III class automotive fluids. Receivers can be used under vehicle lifts.

**Main features**

- 70 litres (17 gallons) capacity, with side level gauge.
- Two reinforced casters and two reinforced wheels.
- Cylindrical telescopic collection bowl with strainer.
- Steel tank and collection bowl with epoxy powder coating.



372 100

372 600



MOBILE WASTE OIL SUCTION UNIT WITH TRANSPARENT CHAMBER 100 L

**372 100 Mobile waste oil suction unit, 100 litres with transparent chamber**

Includes a 10 litres transparent chamber that can be used as vacuum reservoir and allows an immediate inspection of the extracted waste oil.



MOBILE WASTE OIL SUCTION UNIT 100 LITRES

**372 600 Mobile waste oil suction unit, 100 litres**

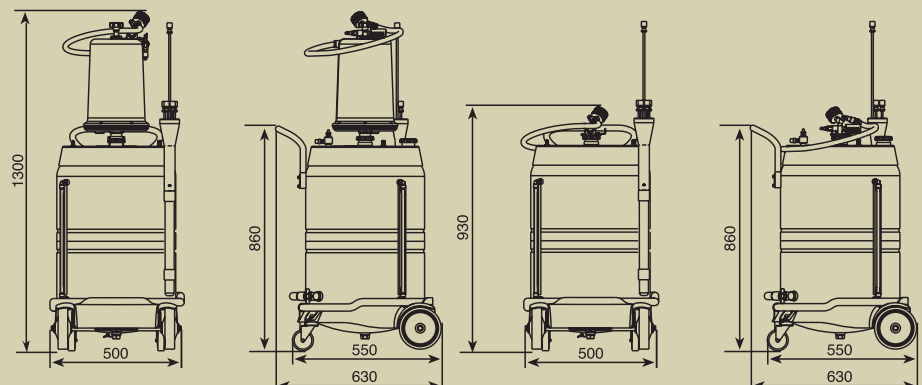
Mobile waste oil suction unit, 100 l capacity. Ideal use with all types of passenger cars, trucks, tractors, aircrafts, boats, etc.

Mobile units for waste oil suction. Waste oil suction is carried out by an air operated vacuum pump with no moving and no wear parts, using a suction cane or adapter inserted into the motor oil dip-stick tube. All units include a 2 m suction hose with rubber handle and a set of adapters, suction canes and holder (PN 737 972).

Once the vacuum inside their tank is created, then these units can be used as autonomous units, disconnected from the air supply. The units are discharged through a 1,5 m discharge hose, pressurizing the unit at 0,5 bar (7.25 psi) with a tyre inflator. These units include a safety valve that prevents overpressure.

**Main features**

- 100 litres (26 US gallon) capacity, with side level gauge.
- Large tray for tools, washers, filters, etc. on top of the tank, with special holders for suction connectors.
- One piece moulded spoiler for securing the discharge hose.
- Two reinforced castors and two reinforced wheels.
- High performance and low noise vacuum pump.
- Complete suction canes and adapters kit with holder. Holder can be removed to clean it.
- Steel tank with epoxy powder coating.



## WASTE OIL SUCTION UNITS, 24 AND 70 LITRES



371 600

373 600

373 100



## MOBILE WASTE OIL SUCTION UNITS 24 AND 70 LITRES CAPACITY

**371 600 Mobile waste oil suction unit, 24 litres**

Mobile waste oil suction unit, 24 l capacity. Ideal for use with cars, tractors, boats, etc. Gravity discharged by removing the cap on top of the unit.

**373 600 Mobile waste oil suction unit, 70 litres**

Mobile waste oil suction unit, 70 l capacity. Ideal for use with all types of passenger cars, trucks, tractors, aircrafts, boats, etc.

MOBILE WASTE OIL SUCTION UNIT  
70 LITRES CAPACITY**373 100 Mobile waste oil suction unit with transparent chamber, 70 litres**

Includes a 10 litres transparent chamber that can be used as a vacuum reservoir and allows an immediate inspection of the extracted waste oil.

Mobile units for waste oil suction. Waste oil suction is carried out by an air operated vacuum pump with no moving and no wear parts, using a suction cane or adapter inserted into the motor oil dip-stick tube. All units include a 2 m suction hose with rubber handle and a set of adapters, suction canes and holder 737 972.

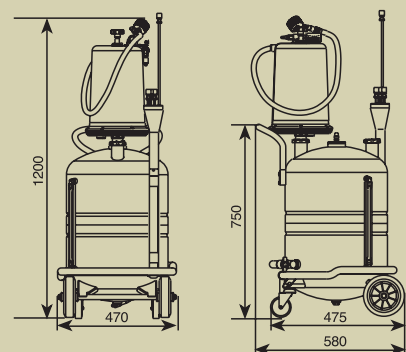
Once the vacuum inside their tank is created, then these units can be used as autonomous units, disconnected from the air supply.

Model 371 600 is gravity discharged by removing the cap on top of the unit.

Models 373 100 and 373 600 are discharged through a 1,5 m discharge hose pressurizing them at 0,5 bar (7.25 psi) with a tyre inflator. These units include a safety valve that prevents overpressure.

**Main features**

- 70 litres (17 US gallon) capacity, with side level gauge.
- Two reinforced casters and two reinforced wheels.
- High performance and low noise vacuum pump.
- Complete suction canes and adapters kit with holder. Holder can be removed to clean it.
- Steel tank with epoxy powder coating.



372 500

372 000



COMBINED WASTE OIL SUCTION AND GRAVITY UNIT, 100 LITRES

**372 500 Combined waste oil suction and gravity unit, 100 litres**

Mobile waste oil suction unit, 100 l capacity. Ideal use with all type of passenger cars, trucks, tractors, etc.



COMBINED WASTE OIL SUCTION AND GRAVITY UNIT, WITH TRANSPARENT CHAMBER, 100 LITRES

**372 000 Combined waste oil suction and gravity unit with transparent chamber, 100 litres**

Includes a 10 litres transparent chamber that can be used as a vacuum reservoir and allows an immediate inspection of the extracted waste oil.

Mobile units that allow the collection of waste oil by gravity and by suction.

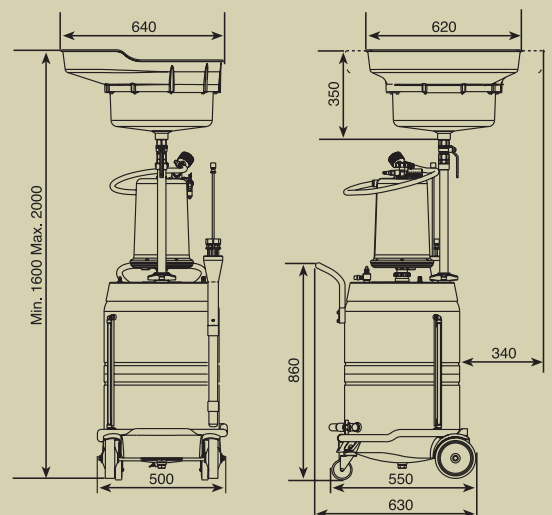
Waste oil suction is carried out by an air operated vacuum pump with no moving and no wear parts, using a suction cane or adapter inserted into the motor oil dip-stick tube. All units include a 2 m suction hose with rubber handle and a set of adapters and suction canes with holder (PN 737 972). Gravity collection is carried out using a 20 litres capacity, height adjustable and oversized, collection bowl with an anti-splash grid.

Once the vacuum inside their tank is created, then these units can be used as autonomous units, disconnected from the air supply.

The units are discharged through a discharge hose, pressurizing the unit at 0,5 bar (7.25 psi) with a tyre inflator. These units include a safety valve that prevents overpressure.

**Main features**

- 100 litres (26 gallons) capacity, with side level gauge.
- Large tray for tools, washers, filters, etc. on top of the tank, with special holders for suction connectors.
- High performance and low noise vacuum pump.
- One piece moulded spoiler for securing the discharge hose.
- Two reinforced casters and two reinforced wheels.
- Composite and steel telescopic collection bowl, 360° positionable oversized extension for wider reach. Anti-splash grid that can hold used filters for draining.
- Complete suction canes and adapters kit with holder. Holder can be removed for cleaning.
- Steel tank with epoxy powder coating.



## COMBINED WASTE OIL SUCTION AND GRAVITY UNITS, 70 LITRES



373 000

373 500



COMBINED WASTE OIL SUCTION AND GRAVITY UNIT, WITH TRANSPARENT CHAMBER, 70 LITRES

**373 000 Combined waste oil suction unit and gravity unit with transparent chamber, 70 litres**

Includes a 10 litres transparent chamber that can be used as a vacuum reservoir and allows an immediate inspection of the extracted waste oil.

COMBINED WASTE OIL SUCTION AND GRAVITY UNIT, 70 LITRES CAPACITY

**373 500 Combined waste oil suction and gravity unit, 70 litres**

Mobile waste oil suction unit, 100 litres capacity. Ideal use with all types of passenger cars, trucks, tractors, etc.

Mobile units that allow the collection of waste oil by gravity and by suction.

Waste oil suction is carried out by an air operated vacuum pump with no moving and no wear parts, using a suction cane or adapter inserted into the motor oil dip-stick total. All units include a 2 m suction hose with rubber handle and a set of connectors and canes with holder (PN 737 972).

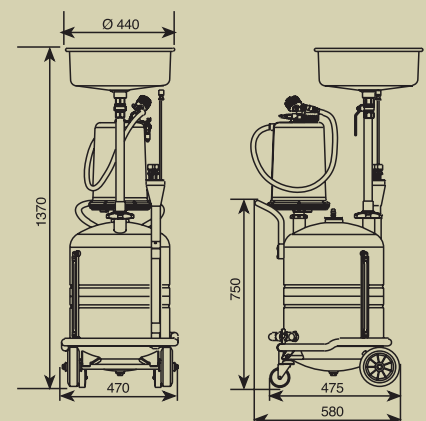
Gravity collection is carried out using a 20 l capacity, telescopic collection bowl with strainer.

Once the vacuum inside their tank is created, then these units can be used as autonomous units, disconnected from the air supply,

The units are discharged through a 1,5 m discharge hose, pressurizing the unit at 0,5 bar (7.25 psi) with a tire inflator. The units include a safety valve that prevents overpressure.

**Main features**

- 70 litres (17 gallons) capacity, with side level gauge.
- High performance and low noise vacuum pump.
- Two reinforced casters and two reinforced wheels.
- Cylindrical telescopic collection bowl with grid.
- Complete suction canes and connectors kit with holder. Holder can be removed to clean it.
- Steel tank with epoxy powder coating.





## SPECIAL WASTE OIL AND COOLANT GRAVITY RECEIVERS

439 100

435 000

436 100



PIT ROLLING DRAINER

**439 100 Pit rolling drainer, 95 Litres**

Rolling drainer for installation between pit rails with min / max. width 1040 / 1450 mm. 95 l (25 US gallon) capacity.

Unit includes anti-splash grid, four vertical and four horizontal rollers for easy rolling and outlet with ball valve (1<sup>1/4</sup>" BSP (F)).

Allows the connection of a dry break hydraulic connector (PN 950 352) and connection adapters (PN 945 513 + 945 551) for discharge, once full, using a discharge pump kit (PN 559 100).



LOW LEVER MOBILE DRAINERS

Low level mobile drainers for gravity collection of waste oil and used automotive fluids such as antifreeze solutions. Recommended to use when a lift or a service pit is not available.

Gravity discharge through a drain valve or using an evacuation pump kit (PN 559 100) through a dry break hydraulic connector (PN 950 352) (not included).

**435 000 Low level mobile drainer, 20 litres**

20 litres (5.2 US gallon) unit for use with passenger cars and small vans.

Dimensions: 770 x 470 x 130 mm.

**436 000 Low level mobile drainer, 95 litres**

95 litres (25 US gallon) unit for use with passenger cars, vans, tractors, commercial vehicles, etc.

Dimensions: 1.250 x 610 x 260 mm.



COOLANT FLUID RECOVERY UNIT

**436 100 Coolant fluid recovery unit**

95 litres low level waste oil drainer 436 000 equipped with a diaphragm pump, 1,5 m hose and control gun.

The unit allows the draining of the coolant circuit of a vehicle without the use of a pit or lift. Thanks to the pump, it is possible to reuse the coolant fluid once the circuit has been repaired.

Recommended for use with industrial vehicles, construction machinery and agricultural vehicles.

## WASTE OIL EVACUATION PUMP KITS

### WASTE OIL EVACUATION PUMP KIT

559 100

#### 559 100 Waste oil evacuation pump kit

DF100 double diaphragm pump kit for discharging waste oil drainers through a dry break hydraulic connector.

Pump kit includes wall bracket, air connection hose with quick coupler and connector, 1,5 m oil discharge hose and 1,5 m suction hose with dry break hydraulic coupling to fit connector 950 352.



### WASTE OIL DRAIN AND EVACUATION KIT FOR CONSTRUCTION AND MINING VEHICLES

559 110

#### 559 110 Waste oil drain and evacuation kit for construction and mining vehicles

15 m x 1/2" high volume hose reel with a DF100 diaphragm pump connected to the reel inlet hose.

The unit can be used for clean, fast and efficient waste oil drain and evacuation from construction and mining vehicles when connected at the hose free end a connector compatible (hydraulic dry coupler, cam-lock, etc.) with the one at the vehicle drain plug.

The kit includes a 15 m x 1" hose reel, a DF100 aluminum diaphragm pump, a 1,5 m x 3/4" discharge hose and the 1,5 m air hose with quick coupler and connector.



379 710

## EVACUMASTER WASTE OIL SUCTION UNIT



Single point waste oil suction unit for collecting waste oil directly from the vehicle's engine using a suction cane or adapter inserted into the motor oil dip stick tube.

The unit is installed alongside the service bay and enables the cleanest method of waste oil collection.

An air operated piston pump, specially designed for suction applications, extracts the waste oil and transfers it to a remote storage tank.

**The unit includes:**

- Air operated pump, optimised for suction.
- On/off valve, air filter with pressure regulator and adjustable timer to extend pump's life.
- Vacuum gauge for monitoring the unit's performance.
- Extra large capacity suction filter.
- 3 m long suction hose, suction canes and adapter kit with holder.

**Product advantages:**

- Direct from the engine to the storage tank.
- No operator contact with the waste oil.
- No need for mobile equipment.
- Suction canes with quick connectors.
- Fixed installation with hose reels.
- No splashes or spills of waste oil onto the workshop floor.
- No leaking drain plugs.

**Applications:**

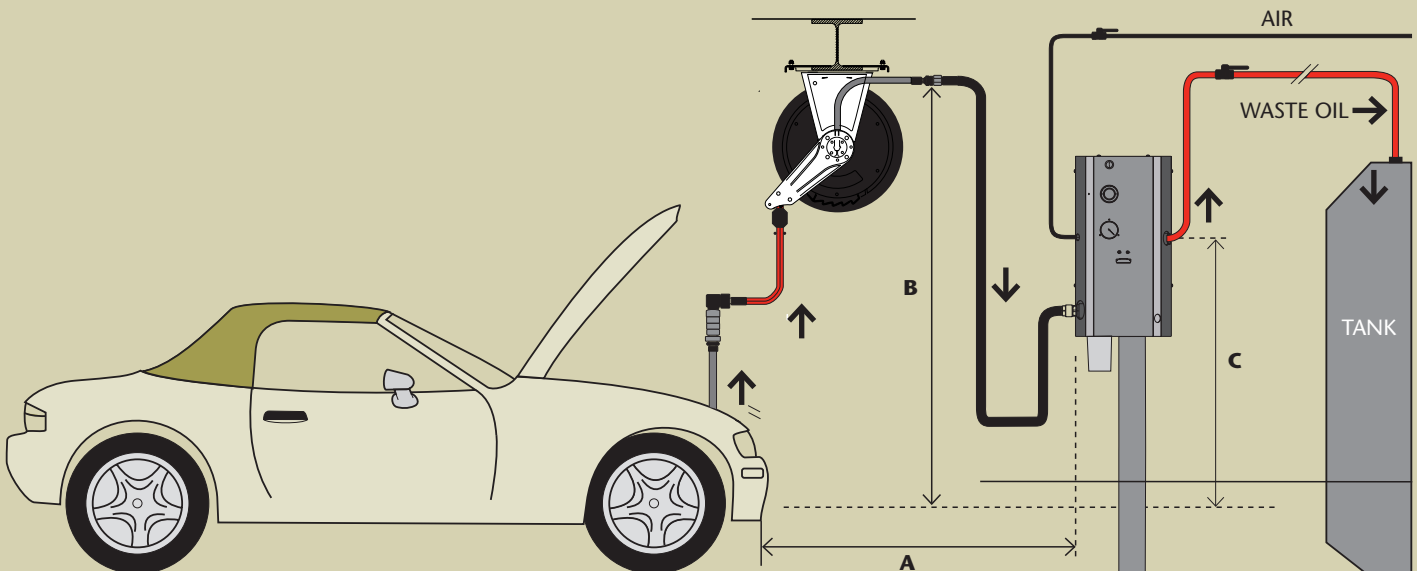
Waste oil collection in maintenance facilities and workshops for:

- Cars.
- Truck and bus fleets.
- Earth moving and construction vehicles.
- Mining equipment.

**379 711 Wall mounted waste oil suction unit****379 710 Pedestal mounted waste oil suction unit****TYPICAL INSTALLATION**

For maximum efficiency, the pump should be installed as close as possible to the suction point at the same height as the engine oil sump. Installing the pump in any other position will increase the time required to extract the waste oil from the vehicle. Please observe the following maximum distances:

- A** Maximum distance between the pump and the suction point, including the hose in the hose reel: 12 m.
- B** Maximum suction height between the suction point and the hose reel inlet: 2,5 m.
- C** Maximum distance between the pump outlet and the engine oil sump level: 1,0 m.



See page 108 for EVACUMASTER accessories

## WASTE OIL SUCTION

### AUTOVAC, HIGH VACUUM AUTOMATIC SUCTION SYSTEMS

393 101

High vacuum automatic unit for use in centralized waste oil suction systems in vehicle maintenance centres. The unit is easy to install and does not require any special in the field adjustments, it only requires to be connected to a compressed air supply and to a 230 V / 50 Hz power supply, to a pipe line to discharge to the waste oil storage tank and to a vacuum pipeline to the workshop suction points.

#### The unit includes:

- Electric rotary vane vacuum pump, which achieves up to 95% vacuum. Due to the pumps high efficiency, it is possible to simultaneously use several suction points. Vacuum is distributed through the workshop by a pipeline.
- Vacuum tank, which is automatically pressurized for discharge to a waste oil storage tank when full. Once it has been discharged, the unit automatically generates the optimal vacuum conditions again.
- An electronic board, which controls the automatic operation of the unit.
- A high level sensor in the tank, which sends the signal to the board for the automatic discharge of the unit that continues until a low level sensor, also inside the tank, is activated to send the signal to regenerate the vacuum in the system.
- The system also includes a vacuum switch that stops the pump once the optimal vacuum has been created and automatically starts the vacuum pump again if it is required to build vacuum in the system. This way the vacuum pump only runs on demand and energy is saved.
- The system has the possibility of accepting a signal from a remote level sensor in the waste oil storage tank to avoid over filling it.

#### Product advantages:

- Fully automatic operation.
- Direct from the engine to the storage tank.
- No personal contact with the waste oil.
- No need for mobile equipment.
- Suction canes with quick connectors.
- Fixed installation with hose reels.
- No splashes or spills of waste oil onto the workshop floor.
- No leaking drain plugs.

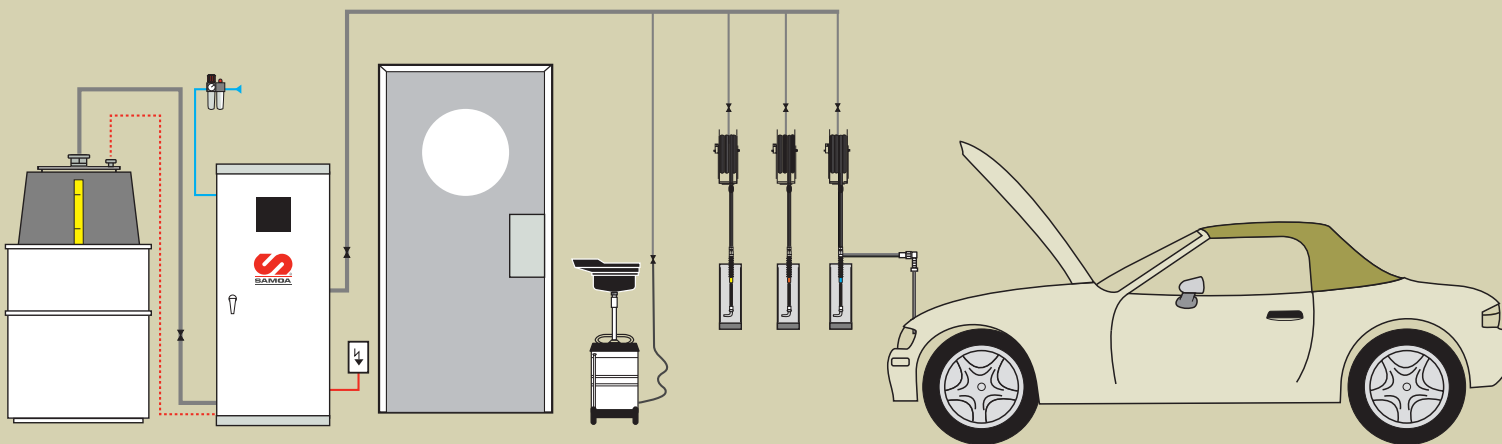


#### MODELS

PART No.	AIR PRESSURE / ELECTRIC SUPPLY	POWER	AIR SUCTION CAPACITY	TANK CAPACITY	MAXIMUM VACUUM	DIMENSIONS (L x W x H)	WEIGHT
393 100	6 bar - 230 V/50 Hz	450 W	200 l/min	80 litres	95 %	550 x 750 x 1.350 mm	180 kg
393 101	6 bar - 230 V/50 Hz	750 W	415 l/min	430 litres	95 %	750 x 1.150 x 1.900 mm	400 kg

**Model 393 100** is recommended for small and medium workshops and allows simultaneous operation of up to 3 suction points.

**Model 393 101** is recommended for large workshops and for use with commercial vehicles and allows simultaneous operation of up to 6 suction points.

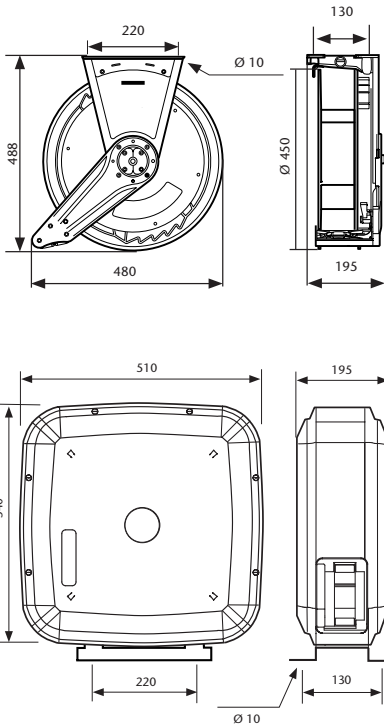


See page 108 for AUTOVAC accessories

Product specifications are subject to change without prior notice

506 503 - 507 503

WASTE OIL SUCTION HOSE REEL

**506 503 Waste oil suction hose reel**

506 series single arm hose reel for waste oil suction, includes 6 m x 5/8" suction hose and 0,8 m x 5/8" reel inlet hose. Outlet and inlet threads: 1/2" BSP (M). For use with both, EVACUMASTER and AUTOVAC units.

**507 503 Waste oil suction hose reel**

507 series individually enclosed hose reel for waste oil suction, includes 6 m x 5/8" suction hose and 0,8 m x 5/8" reel inlet hose. Outlet and inlet threads: 1/2" BSP (M). For use with both, EVACUMASTER and AUTOVAC units.

**737 974 Suction hose**

For connection to the hose reel, 0,7 m transparent hose with rubber grip, shut-off valve and connector for canes, adapters and Mercedes Benz vehicles. Connection thread: 1/2" BSP.

950 300



VALVE

**950 300**, 1/2" BSP (FF) shut off valve.**950 303**, 3/4" BSP (FF) shut off valve.

737 972



SUCTION CANES &amp; ADAPTERS KIT

**737 972 Suction adaptors and canes kit with holder**

The EVACUMASTER unit includes a complete suction adaptors and canes kit with holder. For the AUTOVAC suction adaptors and canes should be ordered separately. It is recommended to have adaptors and canes kit for each suction outlet.

AUTOVAC CONNECTION KITS

**399 304 Connection kit for AUTOVAC model 393100**

Includes the hoses required to connect the AUTOVAC 393 100 to the waste oil suction and evacuation lines.

**399 322 Connection kit for AUTOVAC model 393101**

Includes the hoses required to connect the AUTOVAC 393 101 to the waste oil suction and evacuation lines.



## WASTE OIL EQUIPMENT ACCESSORIES

372 003 - 737 967



## WASTE OIL SUCTION MOBILE SUCTION UNIT ACCESSORIES

**372 003 Transparent chamber kit**

10 litres transparent chamber for 70 and 100 litres capacity mobile waste oil suction units. Complete unit with air operated vacuum pump with vacuum gauge, 2 m suction hose with rubber grip, shut-off valve and connector for Mercedes vehicles.

**737 967 Suction hose kit**

2 m suction hose with rubber grip, shut-off valve and connector for Mercedes vehicles.

372 002 - 373 002



## WASTE OIL RECEIVER ACCESSORIES

**372 002 Collection bowl for 100 litre waste oil receiver**

Collection bowl for 100 l receivers. Includes 20 litres capacity metal bowl, oversized extension, anti-splash grid, tube, shut-off valve, swivel and adapter for fixing the tube to the receivers.

**373 002 Collection bowl for 70 litre waste oil receiver**

Collection bowl for 70 l receivers. Includes 20 litre capacity metal bowl, tube, shut-off valve and adapter for fixing the tube to the receivers.

743 305



## WASTE OIL COLLECTION BOWL

**743 305, 20 litre cylindrical bowl**

Ø 440 mm 20 litre capacity waste oil collection bowl. Metal construction and epoxy powder coated, includes tube and 2" bung adapter to fit on 50 and 205 litre drums.

432 000



## DRUM TROLLEYS

**432 000, 185 kg drum trolley**

Trolley with two solid rubber wheels and one swivelling rubber wheel with brake.

**431 000, 20 and 50 kg drum trolley**

Four wheel trolley with tubular frame for 50 and 20 kg drums.

431 000



950 352 - 950 353



## ACCESSORIES FOR WASTE OIL EVACUATION KITS

**Dry break hydraulic connector**

**950 352**, 3/4" BSP (F).

**Dry break hydraulic coupler**

**950 353**, 3/4" BSP (F).

**Connection adapters**

**945 551**, 3/4" BSP (MM).

**945 513**, 1 1/4" BSP (M) - 3/4" BSP (F).

## WASTE OIL SUCTION CANES AND ADAPTERS

PART No.	TYPE	DIAMETER	LENGTH
<b>737 952</b>	Flexible	6 x 4 mm	700 mm
<b>737 953</b>	Flexible	8 x 6 mm	700 mm
<b>737 954</b>	Metallic	5 x 4 mm	700 mm
<b>737 955</b>	Metallic	6 x 5 mm	700 mm
<b>737 949</b>	Flexible	7 x 5 mm	1.000 mm
<b>737 958</b>	Flexible	6 x 4 mm	1.200 mm
<b>737 959</b>	Flexible	8 x 6 mm	1.200 mm
<b>737 946</b>	Flexible	8 x 6 mm	1.700 mm

**Connection adapters**

All suction hoses used in Samoa equipment are fitted with a special connector to fit into Mercedes Benz vehicles. For other vehicles select from the below adapters and canes.

**737 947** VAG vehicles adapter

**737 948** PSA vehicles adapter

**Adapters and canes kits****737 950 Suction adapters and canes kit**

Includes canes PN 737 952, PN 737 953, PN 737 954, PN 737 955 and PN 737 949 and adapters PN 737 947 and PN 737 948.

**737 972 Suction adapters and canes kit with holder**

Includes the same canes and connectors as kit PN 737 950 plus a cane holder.



**ELECTRIC PUMPS FOR OIL AND DIESEL**

DC DIESEL PUMPS . . . . .	112
AC DIESEL PUMPS . . . . .	114
DIESEL PUMP ACCESSORIES . . . . .	116
DC OIL PUMPS . . . . .	117
AC OIL PUMPS . . . . .	118
AC OIL PUMPS WITH ELECTRIC PRESSURE SWITCH . . . . .	119
HIGH PERFORMANCE ELECTRIC OIL PUMPS . . . . .	120
ELECTRIC OIL PUMP PACKAGES . . . . .	121



684 530

684 512

684 540

# POLUX



### 12 AND 24 V DC DIESEL TRANSFER PUMPS, 40 LITRES / MIN

Self priming diesel transfer pumps with 12 or 24 V DC motor. Pump includes by-pass valve, built in filter (can be easily removed to clean) and carrying handle. Electric motor with IP-55 ingress protection, on/off switch and fuse. Includes 2 m cable with crocodile clamps. Inlet/outlet connection: 1" BSP (F) or flange coupling.

**684 530 Diesel transfer pump. 12 V , 40 l /min**

**684 531 Diesel transfer pump. 24 V , 40 l/min**

### 12 AND 24 V DC DIESEL TRANSFER PUMP KITS, 40 LITRES / MIN

12 or 24 V diesel transfer pumps equipped with 4 m x 19 mm delivery hose, aluminium delivery nozzle and 2 m cable with crocodile clamps.

**684 512 Diesel transfer pump kit, 12 V, 40 l /min**

**684 524 Diesel transfer pump kit, 24 V, 40 l/min**

### 12 AND 24 V DC DIESEL TRANSFER PUMPS WITH METER, 40 LITRES / MIN

12 or 24 V diesel transfer pumps equipped with a three digit meter for diesel and 2 m cable with crocodile clamps. Meter is flange coupled to the pump and includes a 90° swivelling outlet.

**684 540 Diesel transfer pump with meter. 12 V , 40 l /min**

**684 541 Diesel transfer pump with meter. 24 V, 40 l/min**

**Options: (not included in PN 684 530 / 684 531, some options included in other kits as per above texts).**

**689 030:** 2 m x 25 mm suction hose with foot valve.

**689 035:** Telescopic suction tube for 205 l drums.

**689 021:** 4 m x 19 mm delivery hose. Connection threads: 1" BSP (M).

**361 000:** Aluminium delivery nozzle. 1" BSP (F).

**688 300:** Automatic delivery nozzle, 60 l/min 1" BSP (F).

**680 300:** Volume meter for diesel. Connection threads: 1" BSP (F). 10 bar maximum working pressure.

**689 044:** 90° swivelling connection, 1" BSP (MF), to connect a delivery hose to the meter outlet.

684 461

684 451



12 AND 24 V DC DIESEL TRANSFER PUMP KITS, 60 LITRES / MIN

12 or 24 V diesel transfer pumps equipped with 4 m x Ø 19 mm delivery hose, automatic shut off nozzle and 2 m cable with crocodile clamps.

**684 461 Diesel transfer pump kit. 12 V, 60 l/min**

**684 460 Diesel transfer pump kit. 24 V, 60 l/min**

12 AND 24 V DC DIESEL TRANSFER PUMP, 60 LITRES / MIN

Self priming transfer pump with 12 or 24 V DC motor. Pump includes by-pass valve, built in filter (can be easily removed to clean) and carrying handle. Electric motor with IP-55 ingress protection, on/off switch and fuse. Includes 2 m cable with crocodile clamps. Inlet / outlet connection: 1" BSP (F) or flange coupling.

**684 451 Diesel transfer pump. 12 V, 60 l/min**

**684 450 Diesel transfer pump. 24 V, 60 l/min**

**Options: (not included in PN 684 461 / 684 480, some options included in 684 451 / 684 450 as per above texts).**

**689 030:** 2 m x 25 mm suction hose with foot valve.

**689 021:** 4 m x 19 mm delivery hose. Connection threads: 1" BSP (M).

**688 300:** Automatic delivery nozzle, 60 l/min 1" BSP (F).

**680 300:** Volume meter for diesel. Connection threads: 1" BSP (F). 10 bar maximum working pressure.

**689 044:** 90° swivelling connection, 1" BSP (MF), to connect a delivery hose to the meter outlet.



685 720

685 741

685 730




#### 230 V AC DIESEL TRANSFER PUMPS, 50 AND 70 L/MIN

Self priming diesel transfer pumps with 230 V - 50 Hz AC motor. Pump includes by-pass valve and built in filter, which can be easily removed to clean. Electric motor with IP-55 ingress protection, on/off switch and fuse. Includes 1,8 m cable. Inlet/outlet connection: 1" BSP (F) or flange coupling.

**685 720 Diesel transfer pump. 230 V - 370 W, 50 l/min**

**685 721 Diesel transfer pump. 230 V - 500 W, 70 l/min**

#### 230 V AC DIESEL TRANSFER PUMP KITS - 50 AND 70 L/MIN

230 V - 50 Hz AC diesel transfer pumps equipped with 4 m delivery hose, aluminium delivery nozzle and 2 m cable.

**685 741 Diesel transfer pump kit. 230 V - 370 W, 50 l/min**

**685 771 - Diesel transfer pump kit. 230 V - 500 W, 70 l/min**

#### 230 V AC DIESEL TRANSFER PUMPS WITH METER - 50 AND 70 L/MIN

230 V - 50 Hz AC diesel transfer pumps equipped with a three digit meter for diesel and 2 m cable. Meter is flange coupled to the pump and includes a 90° swivelling outlet.

Meter valid for non commercial applications only.

**685 730 Diesel transfer pump with meter. 230 V - 370 W, 50 l/min**

**685 731 Diesel transfer pump with meter. 230 V - 500 W, 70 l/min**

**Options: (not included in PN 685 720 / 685 721, some options included in other kits as per above texts).**

**689 030:** 2 m x 25 mm suction hose with foot valve.

**689 036:** 1.000/1.800 mm telescopic suction tube for tanks.

**689 021:** 4 m x 19 mm delivery hose. Connection threads: 1" BSP (M). For 50 l/min pump.

**689 022:** 4 m x 25 mm delivery hose. Connection threads: 1" BSP (M). For 70 l/min pump.

**361 000:** Aluminium delivery nozzle. 1" BSP (F).

**688 300:** Automatic delivery nozzle, 60 l/min 1" BSP (F).

**680 300:** Volume meter for diesel. Connection threads: 1" BSP (F). 10 bar maximum working pressure.

**689 044:** 90° swivelling connection, 1" BSP (MF), to connect a delivery hose to the meter outlet.

685 750

685 716

685 715

# ARTIS



DIESEL TRANSFER KITS WITH METER

Diesel transfer kits for 205 l drums or tanks. Kits include a 230 V - 50 Hz diesel pump with 1,8 m cable, 4 m delivery hose with aluminium nozzle and a three digit meter, flange mounted to the pump and with a 90° swivelling elbow outlet. Fluid inlet connection 1" BSP (F).

Meter valid for non commercial applications only.

**685 750 Diesel transfer kit with meter.**  
230 V - 370 W, 50 l/min

**685 751 Diesel transfer kit with meter.**  
230 V - 500 W, 70 l/min

**Not included options:**

**689 030:** 2 m x 25 mm suction hose with foot valve.

**689 036:** 1.000/1.800 mm telescopic suction tube for tanks.

**689 035:** 1.000 mm telescopic suction tube for 205 l drums.



WALL MOUNTED PUMP KITS

50 or 70 l/min pump mounted on a brack plate for wall or tank mounting. The unit includes a 230 V - 50 Hz diesel pump with on/off switch and 1,8 m cable, wall mounting back plate, 4 m delivery hose, aluminium nozzle and a three digit meter, flange mounted to the pump and with a 90° swivelling elbow outlet. Fluid inlet connection 1" BSP (F).

Meter valid for non commercial applications only.

**685 710 Wall mounted pump kit.**  
230 V - 370 W, 50 l/min

**685 713 Wall mounted pump kit.**  
230 V - 500 W, 70 l/min

**685 716 Wall mounted pump kit.**  
230 V - 500 W, 70 l/min  
Includes automatic nozzle.

**685 717 Wall mounted pump kit.**  
230 V - 370 W, 50 l/min  
Includes automatic nozzle.

**Not included options:**

**689 031:** 4 m x 25 mm suction hose with foot valve.

**689 037:** 2 m x 25 mm hose connecting to 1.000/1.800 mm telescopic suction tube.



WALL MOUNTED PUMP CABINETS

50 or 70 l/min pump mounted in cabinet for wall or tank mounting. The unit includes a 230 V - 50 Hz diesel pump with 1,8 m cable, cabinet with nozzle holder with automatic on/off switch, 4 m delivery hose, automatic nozzle and a three digit meter, flange mounted to the pump and with a 90° swivelling elbow outlet. Fluid inlet connection 1" BSP (F).

Meter valid for non commercial applications only.

**685 712 Wall mounted pump cabinet.**  
230 V - 370 W, 50 l/min

**685 715 Wall mounted pump cabinet.**  
230 V - 500 W, 70 l/min

680 300 - 366 726



## DIESEL METERS

**680 300 Diesel meter with mechanical 3 digit register, 100 l/min**

Nutating-disk meter for diesel with mechanical register. Reliable, easy to install and simple to calibrate. Very low pressure drop; it can also be used for gravity fed applications. Resettable partial reading up to 999,9 litres and permanent 6 digit totaliser.

1" BSP (F) and inlet and outlet, both with flange for optional flange mounting. The meter allows the inlet and outlet axis to be orientated in four different positions with respect to the register orientation. Maximum working pressure: 10 Bar. Flow range: 10 to 100 l/minute. Precision after calibration:  $\pm 1\%$

Meter valid for non commercial applications only.

**680 301 Diesel meter with mechanical 4 digit register, 100 l/min**

Similar to model 680 300, but with 4 digit register.

**366 726 In-line volume meter with electronic digital display, 100 l/min**

Oval gear meter with electronic digital register for diesel and lubricants up to SAE 240. Reliable, easy to install and simple to calibrate. Resettable partial reading up to 999,9 litres and permanent 6 digits totaliser.

Fluid inlet/outlet: 1" BSP (F). Maximum working pressure: 70 bar. Flow range: 9,5 l/min to 100 l/min Precision after calibration:  $\pm 0.5\%$ . Meter works with two AAA 1,5 V alkaline batteries.

## DIESEL PUMP ACCESSORIES

361 000 - 688 001



## NOZZLES

**361 000 Aluminium manual nozzle**

Fluid inlet: 1" BSP (F). Maximum delivery: 100 l/min Includes inlet swivel and lockable trigger.

**688 300 Automatic nozzle 60 l/min**

Fluid inlet: 1" BSP (F). Maximum delivery: 60 l/min.

**688 001 Automatic nozzle 80 l/min**

Fluid inlet: 1" BSP (F). Maximum delivery: 80 l/min Includes inlet swivel.

**364 030 Inlet swivel**

For 1" BSP (F) nozzles. Inlet/outlet threads: 1" BSP (FM).

## HOSES

Rubber hoses with swaged terminals, 1" BSP (M).

**689 021, 4 m x 19 mm delivery hose****689 022, 4 m x 25 mm delivery hose**

689 036



## SUCTION ACCESSORIES

**Suction hoses**

Rubber suction hoses with foot valve. Connection thread 1" BSP (M).

**689 030, 25 mm x 2 m Suction hose****689 031, 25 mm x 4 m Suction hose****Telescopic suction tubes**

Telescopic suction tubes for connecting directly to the pump inlet. 1" BSP (M) connection, 2" (M) bung adaptor and foot valve with filter.

**689 035 Telescopic suction tube, 1.000 mm**

For drums or tanks with a maximum height of 900 mm.

**689 036 Telescopic suction tube, 1.800 mm**

For tanks with a maximum height between 1.000 and 1.800 mm.

**689 037 Suction attachment**

2 m x 25 mm hose connecting to 1.000 mm / 1.800 mm telescopic suction tube.

561 012

561 025

561 026

# FLOWSTAR



## 12 & 24 V DC GEAR PUMPS FOR OIL

Gear pumps for oil up to ISO VG 320 viscosity with 12 V DC (35 Amp) or 24 V DC (16 Amp) IP-55 motor. Pump gears are manufactured in sintered steel and the pump includes carrying handle and 2 m cable with crocodile clamps.

Maximum delivery: 4,5 l/min.

Maximum pressure: 9 bar.

Maximum suction head: 2,5 m.

Inlet thread: 3/4" BSP (F).

Outlet thread: 1/2" BSP (F).

**561 012 Oil gear pump. 12 V DC, 5 l/min**

**561 024 Oil gear pump. 24 V DC, 5 l/min**



## 12 & 24 V DC GEAR PUMP FOR OIL KITS WITH METER

12 V or 24 V gear pumps for oil equipped with 3 m suction hose with foot valve, 3 m x 1/2" delivery hose and hose end meter 365 603. Approximate delivery: 4 l/min.

**561 013 Gear pump for oil kit with meter, 12 V DC**

**561 025 Gear pump for oil kit with meter, 24 V DC**



## 12 & 24 DC GEAR PUMPS FOR OIL KITS

12 V or 24 V gear pump for oil equipped with 3 m suction hose with foot valve, 3 m x 1/2" delivery hose and control gun 363 078. Approximate delivery: 4 l/min.

**561 014 Gear pump for oil kit, 12 V DC**

**561 026 Gear pump for oil kit, 24 V DC**



Internal gear electric pumps for lubricants. 230 V - 50 Hz (single-phase) or 380 V - 50 Hz (three-phase) motor, depending on model, IP-55 protection and on/off switch. Cast iron pump body, sintered steel gears and by-pass valve. Motor with mounting feet, the pump can be mounted horizontally on a flat surface or vertically on a wall.

**600 W - 9 l/min - 10 BAR PUMPS.** Recommended for use in small distribution systems with one outlet (delivery hose or hose reel with hose end meter).

TECHNICAL DATA	
Electric motor power	600 W (3/4 hp)
Nominal delivery, continuous duty	9 l/m (2.4 US gpm)
Maximum fluid pressure	10 bar (145 psi)
Maximum suction lift	2,5 m (8.3')
Fluid Inlet /outlet threads	3/4" BSP (F) or flange coupling

**561 100 Electric oil pump 230 V - 50 Hz - 600 W - 9 l/min - 10 bar**

Includes a 230 V - 600 W electric motor with 2 m cable.

**561 101 Electric oil pump 380 V (three-phase) 50 Hz - 600 W - 9 l/min - 10 bar**

Includes a 380 V - 600 W electric motor.

**780 W - 13 l/min - 15 BAR PUMPS.** Recommended for use in small distribution systems with several outlets (hose reels), but without simultaneous use of two or more outlets.

TECHNICAL DATA	
Electric motor power	780 W (1 hp)
Nominal delivery, continuous duty	13 l/m (3.4 US gpm)
Maximum fluid pressure	15 bar (215 psi)
Maximum suction lift	2,5 m (8.3')
Fluid Inlet /outlet threads	3/4" BSP (F) or flange coupling

**561 200 Electric oil pump 230 V - 50 Hz - 780 W - 13 l/min - 15 bar**

Includes a 230 V - 780 W electric motor with 2 m cable.

**561 201 Electric oil pump 380 V (three-phase) 50 Hz - 780 W - 13 l/min - 15 bar**

Includes a 380 V - 780 W electric motor.

**780 W - 10 l/min - 24 BAR PUMPS.** Recommended for use in medium size distribution systems with several outlets (hose reels), but without simultaneous use of two or more outlets.

TECHNICAL DATA	
Electric motor power	780 W (1 hp)
Nominal delivery, continuous duty	10 l/m (2.4 US gpm)
Maximum fluid pressure	24 bar (340 psi)
Maximum suction lift	2,5 m (8.3')
Fluid Inlet /outlet threads	3/4" BSP (F) or flange coupling

**561 300 - Electric oil pump 230 V 50 Hz - 780 W - 10 l/min - 24 bar.**

Includes a 230 V - 780 W electric motor with 2 m cable.

**561 301 - Electric oil pump 380 V (three-phase) - 50 Hz - 780 W - 10 l/min - 24 bar.**

Includes a 380 V -780 W electric motor.



## AC OIL PUMPS WITH ELECTRIC PRESSURE SWITCH

### ELECTRIC OIL PUMPS WITH ELECTRONIC PRESSURE SWITCH

561 210

Internal gear electric pumps for lubricants. 230 V - 50 Hz, IP-55 protection motor with on / off switch. Cast iron pump body, sintered steel gears and by-pass valve. Motor with mounting feet, the pump can be mounted horizontally on a flat surface or vertically on a wall.

Pumps include an electric pressure switch that automatically starts the pump once a delivery gun is opened. Once the gun is closed and the pressure builds up again in the line, then the pressure switch automatically stops the pump.

#### **561 110 Electric oil pump with pressure switch 230 V - 50 Hz - 600 W - 9 l/min - 9,5 bar**

Includes a 230 V - 50 Hz - 600 W electric motor with 2 m cable. Recommended for use in small distribution systems with one outlet (delivery hose or hose reel with hose end meter).

TECHNICAL DATA	
Electric motor power	600 W (3/4 hp)
Nominal delivery, continuous duty	9 l/m (2.4 US gpm)
Maximum fluid pressure	9,5 bar (135 psi)
Shut off pressure	10 bar (145 psi)
Start pressure	6 bar (85 psi)
Fluid inlet thread	3/4" BSP (F) or flange coupling
Fluid outlet thread	1" BSP (F)



#### **561 210 Electric oil pump with pressure switch 230 V - 780 W - 13 l/min - 15 bar**

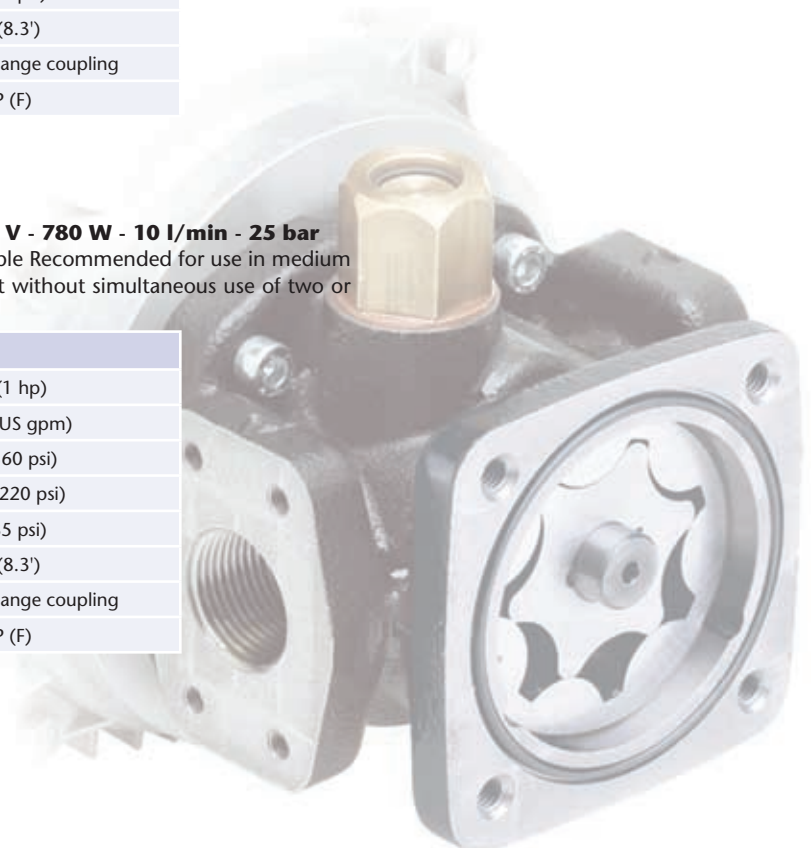
Includes a 230 V - 50 Hz - 780 W electric motor with 2 m cable. Recommended for use in small distribution systems with several outlets (hose reels), but without simultaneous use of two or more outlets.

TECHNICAL DATA	
Electric motor power	780 W (1 hp)
Nominal delivery, continuous duty	13 l /m (3.4 US gpm)
Maximum fluid pressure	15 bar (215 psi)
Shut off pressure	15,5 bar (220 psi)
Start pressure	6 bar (85 psi)
Maximum suction lift	2,5 m (8.3')
Fluid Inlet thread	3/4" BSP (F) or flange coupling
Fluid outlet thread	1" BSP (F)

#### **561 310 Electric oil pumps with pressure switch 230 V - 780 W - 10 l/min - 25 bar**

Includes a 230 V - 50 Hz - 600 W electric motor with 2 m cable Recommended for use in medium size distribution systems with several outlets (hose reels), but without simultaneous use of two or more outlets.

TECHNICAL DATA	
Electric motor power	780 W (1 hp)
Nominal delivery, continuous duty	9 l/m (2.4 US gpm)
Maximum fluid pressure	25 bar (360 psi)
Shut off pressure	15,5 bar (220 psi)
Start pressure	6 bar (85 psi)
Maximum suction lift	2,5 m (8.3')
Fluid Inlet thread	3/4" BSP (F) or flange coupling
Fluid outlet thread	1" BSP (F)



561 615



## HIGH PERFORMANCE ELECTRIC OIL PUMPS

High performance gear pumps direct coupled to an electric motor with IP-55 ingress protection for the transfer or distribution of large volumes of lubricants.

Pump gears are manufactured in sintered steel and pump body is manufactured in cast iron. The pump is direct coupled to an electric motor. All pumps include an adjustable by-pass valve.

**PUMPS WITH 230 V - 50 HZ SINGLE PHASE MOTOR**

POWER (W)	PRESSURE (BAR)	DELIVERY (L/MIN)	MAXIMUM FLUID VISCOSITY (CST)	INLET - OUTLET THREADS	WEIGHT (KG)	PART No.
750	8	25	< 270	3/4" BSP (F)	15	<b>561 615</b>
1.500	8	50	< 850	1" BSP (F)	21	<b>561 614</b>
2.000	8	70	< 1.550	1" BSP (F)	23	<b>561 611</b>

**PUMPS WITH 400 V - 50 HZ THREE PHASE MOTOR**

POWER (W)	PRESSURE (BAR)	DELIVERY (L/MIN)	MAXIMUM FLUID VISCOSITY (CST)	INLET - OUTLET THREADS	WEIGHT (KG)	PART No.
1.500	10	50	< 850	1" BSP (F)	21	<b>561 613</b>
2.000	10	70	< 1.550	1" BSP (F)	23	<b>561 610</b>

562 000

562 100



## PORTABLE ELECTRIC OIL PUMPS WITH HOSE END METER

Electric oil pumps assembled onto a mounting plate with carrying handle and fitted with a suction hose for 205 litre drums or 1.000 litre IBCs, delivery hose and hose end meter. Approximate delivery: 5 litres/min.

**562 000 Portable electric oil pump with hose end meter****Includes:**

- 561 100: Electric oil pump 230 V - 600 W - 9 l/min - 10 bar.
- 756 200: Carrying handle.
- 367 011: Suction hose, 3 m. with foot valve.
- 945 554: 3/4" BSP (M) x 1/2" BSP (M) connection adaptor.
- 362 103: 3 m x 1/2" oil hose.
- 365 603: Hose end meter with semiautomatic non drip nozzle.

**562 001 Portable electric oil pump with pressure switch and hose end meter**

As per package 562 000, but instead of electric pump 561 100 includes electric pump 561 110, 230 V - 600 W - 9 l/min - 10 bar oil pump with electric pressure switch.

## MOBILE OIL DISPENSERS FOR 205 LITRE DRUMS WITH ELECTRIC PUMP

**562 100 Mobile oil dispensers with electric pump for 205 litre drums**  
Approximate delivery: 5 l/min.**Includes:**

- 561 100: Electric oil pump 230 V - 600 W - 9 l/min - 10 bar.
- 432 000: Trolley for 205 l drums.
- 360 134: Pump mounting plate.
- 367 011: Suction hose, 3 m. with foot valve.
- 945 554: 3/4" BSP (M) x 1/2" BSP (M) connection adaptor.
- 362 103: 3 m x 1/2" oil hose.
- 365 603: Hose end meter with semiautomatic non drip nozzle.

**562 101 Mobile oil dispenser for 205 litre drums with electric oil pump with pressure switch**

As to model 562 100 but instead of electric pump 561 100 includes electric pump 561 110 a 230 V - 600 W, 9 l/min, 10 bar oil pump with electric pressure switch.

562 105



ELECTRIC OIL PUMP PACKAGE  
FOR 1.000 LITRE IBCs

**562 105 Electric pump package for 1.000 litre IBCs**

**Includes:**

- 561 100: Electric oil pump 230 V - 600 W 9 l/min - 10 bar.
- 360 108: mounting plate for 1.000 l IBCs
- 745 304: Suction hose
- 945 554: 3/4" BSP (M) x 1/2" BSP (M) connection adaptor
- 362 106: 6 m x 1/2" oil hose.
- 365 603: Hose end meter with semiautomatic non drip nozzle.

**562 106 Electric pump with pressure switch package for 1.000 litre IBCs**

As model 562 105, but instead of electric pump 561 100 includes electric pump 561 110, a 230 V - 600 W - 9 l/min - 10 bar oil pump with electric pressure switch.

**ELECTRIC OIL PUMP PACKAGES**

562 206



ELECTRIC OIL PUMP AND HOSE REEL PACKAGES

Wall mounted pump with hose reel and hose end meter. Packages can be used with 205 l drums or with 1.000 l IBCs using an adequate adaptor for the suction assembly. Delivery approximately 6 l/min.

**562 205 Pump + hose reel + meter package for 205 litre drums or 1.000 litre IBCs**

**Includes:**

- 561 200: Electric oil pump 230 V - 780 W - 13 l/min - 15 bar.
- 756 201: Wall mounting plate.
- 367 000: Suction assembly for 205 l drums or 1.000 l IBCs
- 945 554: 3/4" BSP (M) x 1/2" BSP (M) connection adaptor
- 501 200: Open type hose reel with 10 m x 1/2" hose
- 365 603: Hose end meter with semiautomatic non drip nozzle.
- 360 127: Drip holster with gun holder.

**562 206 Pump + hose reel + meter package for 205 litre drums or 1.000 litre IBCs**

As model 562 205, but instead of electric pump 561 200 includes electric pump 561 210 a 230 V - 780 W - 13 l/min - 15 bar oil pump with electric pressure switch.



**LUBRICATION AND FLUID HANDLING. PRODUCTS AND ACCESSORIES**

GREASE NIPPLES . . . . . 124

LEVER ACTION GREASE PUMPS . . . . . 126

MANUAL HAND HELD GREASE PUMPS . . . . . 127

AIR OPERATED AND BATTERY HAND HELD GREASE PUMPS . . . . . 128

FILLER PUMPS AND FITTINGS . . . . . 129

GREASE CONNECTORS AND NOZZLES . . . . . 130

GREASE HOSES AND STEMS . . . . . 131

GREASE COMPRESSORS AND BUCKET PUMPS . . . . . 132

DRUM PUMPS FOR OIL . . . . . 133

DRUM PUMPS FOR VARIOUS FLUIDS . . . . . 134

FUNNELS, MEASURES, JERRY CANS AND GRAVITY COCKS . . . . . 135

SUCTION, SPRAY AND BLOW GUNS. WATER GUNS AND TYRE GAUGES . . . . . 136

AIR TREATMENT UNITS (FRLS) . . . . . 137

AIR COUPLERS . . . . . 138

CONNECTION ADAPTORS FOR COMPRESSED AIR . . . . . 139





## GREASE NIPPLES

MT 503



MT 506



MT 508



MT 505



## HYDRAULIC GREASE NIPPLES

MT 503 STRAIGHT	MT 506 45° ANGLED	MT 508 90° ANGLED	THREAD	PITCH
011 060	013 060	015 060	Metric	M 6 x 1,00
011 100	013 100	015 100	Metric	M 7 x 1,00
011 140	013 140	015 140	Metric	M 8 x 1,00
011 160	013 160	015 160	Metric	M 8 x 1,25
011 180	013 180	015 180	Metric	M 9 x 1,00
011 220	013 220	015 220	Metric	M 10 x 1,00
011 240	013 240	015 240	Metric	M 10 x 1,25
011 260	013 260	015 260	Metric	M 10 x 1,50
011 280	013 280	015 280	Metric	M 12 x 1,00
011 300	013 300	015 300	Metric	M 12 x 1,25
011 320	013 320	015 320	Metric	M 12 x 1,50
011 340	013 340	015 340	Metric	M 12 x 1,75
011 600	013 600	015 600	BSP	1/8"
011 620	013 620	015 620	BSP	1/4"
011 500	013 500	015 500	SAE (UNF)	1/4" (x 28)
011 520	013 520	015 520	SAE (UNF)	5/16" (x 18)
011 540	013 540	015 540	SAE (UNF)	3/8" (x 16)
011 700	013 700	015 700	Whitworth	1/4"
011 720	013 720	015 720	Whitworth	5/16"
011 740	013 740	015 740	Whitworth	3/8"
011 900	013 900	015 900	NPT	1/8"
011 910	013 910	015 910	NPT	1/4"
011 930	N.A.	N.A.	No thread	P 6 mm
011 940	N.A.	N.A.	No thread	P 8 mm
011 950	N.A.	N.A.	No thread	P 10 mm

## HYDRAULIC NIPPLES LONG

MT 505	
012 020	Hydraulic nipple, long - M 6 x 1,00
012 220	Hydraulic nipple, long - 1/4" SAE

## HYDRAULIC GREASE NIPPLES ASSORTMENT

050 001	Assortment of 140 hydraulic grease nipples. Includes straight, 45° and 90° type nipples with the most popular threads.			
TYPE	M 6 x 1,00	M 8 x 1,25	M 10 x 1,00	1/8" BSP
STRAIGHT	25 units	25 units	15 units	15 units
45° ANGLED	10 units	10 units	5 units	5 units
90° ANGLED	10 units	10 units	5 units	5 units

## BLISTER PACKED HYDRAULIC NIPPLES

051 060	Includes 20 units of M 6 x 1,00 straight nipples
051 160	Includes 20 units of M 8 x 1,25 straight nipples
051 220	Includes 10 units of M 10 x 1,00 straight nipples
051 260	Includes 10 units of M 10 x 1,50 straight nipples
051 600	Includes 10 units of 1/8" BSP straight nipples
052 060	Includes 10 units of M 6 x 1,00, 5 units 45° and 5 units 90° angled nipples
052 160	Includes 10 units of M 8 x 1,00, 5 units 45° and 5 units 90° angled nipples
052 220	Includes 10 units of M 10 x 1,00, 5 units 45° and 5 units 90° angled nipples
052 260	Includes 10 units of M 10 x 1,50, 5 units 45° and 5 units 90° angled nipples
052 600	Includes 10 units 1/8" BSP, 5 units 45° and 5 units 90° angled nipples

FLUSH TYPE DRIVE OIL NIPPLES	
PART No.	DIAMETER
031 939	6 mm
031 949	8 mm
031 950	10 mm
031 960	12 mm

031 939



CONCAVE TYPE NIPPLES		
PART No.	THREAD	PITCH
032 060	Metric	M 6 x 1,00
032 160	Metric	M 8 x 1,20
032 220	Metric	M 10 x 1,00
032 260	Metric	M 10 x 1,50
032 600	BSP	1/8"
032 620	BSP	1/4"
032 740	Whitworth	3/8"
032 939	No thread	P 6 mm
032 949	No thread	P 8 mm
032 959	No thread	P 10 mm

032 220



15 MM HEXAGON HEAD NIPPLES					
PART No.	THREAD	PITCH	PART No.	THREAD	PITCH
021 060	Metric	M 6 x 1,00	021 340	Metric	M 12 x 1,75
021 100	Metric	M 7 x 1,00	021 380	Metric	M 14 x 2,00
021 140	Metric	M 8 x 1,00	021 600	BSP	1/8"
021 160	Metric	M 8 x 1,25	021 620	BSP	1/4"
021 220	Metric	M 10 x 1,00	021 500	SAE (UNF)	1/4" (x 28)
021 240	Metric	M 10 x 1,25	021 520	SAE (UNF)	5/16" (x 18)
021 260	Metric	M 10 x 1,50	021 540	SAE (UNF)	3/8" (x 16)
021 280	Metric	M 12 x 1,00	021 700	Whitworth	1/4"
021 300	Metric	M 12 x 1,25	021 720	Whitworth	5/16"
021 320	Metric	M 12 x 1,50	021 740	Whitworth	3/8"

MT 153



MT 156



MT 157



MT 930



DOUBLE HEXAGON AND ROUND HEAD NIPPLES				
PART No.	DIAMETER	THREAD	PITCH	REMARKS
022 160	16 mm	Metric	M 8 x 1,25	MT 153 - double hexagon 15 mm
022 220	16 mm	Metric	M 10 x 1,00	MT 153 - double hexagon 15 mm
022 260	16 mm	Metric	M 10 x 1,50	MT 153 - double hexagon 15 mm
022 600	16 mm	BSP	1/8"	MT 153 - double hexagon 15 mm
022 620	16 mm	BSP	1/4"	MT 153 - double hexagon 15 mm
023 220	16 mm	Metric	M 10 x 1,00	MT 156 - round head
023 600	16 mm	BSP	1/8"	MT 156 - round head
023 620	16 mm	BSP	1/4"	MT 156 - round head
023 640	16 mm	BSP	3/8"	MT 156 - round head
024 620	22 mm	BSP	1/4"	MT 157 - round head
024 640	22 mm	BSP	3/8"	MT 157 - round head
025 620	22 mm	BSP	1/4"	MT 930 - round head
025 640	22 mm	BSP	3/8"	MT 930 - round head

## LEVER ACTION GREASE PUMPS

### GENERAL INFORMATION


#### Lever grease pumps

All Samoa lever action grease pumps have the following features and benefits:

- Very robust, real heavy duty, cast iron head for maximum durability, pressure and flow delivered throughout the pump's entire life.
- Precision machined piston ensures leak free high pressure operation without requiring seals
- Heavy duty knurled barrel with large pitch threads for easy loading.
- Locking follower rod, heavy duty beveled follower and spring.
- Supplied ready to fill using various methods (cartridge, loader pump and suction).

101 200

100 900



### 500 CC LEVER ACTION GREASE PUMPS

Universal grease pumps to be used with 400 gr (14 oz) grease cartridges or with bulk grease. Bulk grease loading by suction or using a filler pump.

Maximum working pressure: above 300 bar (4,400 psi).

#### 101 202, 500 cc lever action grease pump

Individually boxed, grease pump includes filler valve 128 003.

#### 101 200, 500 cc lever action grease pump

Individually boxed, grease pump includes filler valve 128 003 and rigid stem with a four jaw hydraulic connector (PN 710 214).

#### 101 240, 500 cc lever action grease pump

Individually boxed, grease pump includes filler valve 128 003 and 300 mm single steel braided rubber hose with a four-jaw hydraulic connector (PN 137 031).

#### 101 211, 500 cc lever action grease pump

Packed in Individual plastic bag, grease pump includes rigid stem with a four jaw hydraulic connector (PN 710 214).

### 500 CC LEVER ACTION GREASE PUMP WITH VARIABLE STROKE

#### 100 900, 500 cc lever action grease pump with variable stroke

Heavy duty lever grease pump for use with bulk grease or 400 gr (14 oz) grease cartridges. Grease pump features variable stroke, which delivers high pressure on the short stroke and high volume on a full stroke. Includes heavy duty cast iron head with hardened piston, bleeder valve, filler nipple, removable check valve and barrel cap for cleaning, and 360° positionable outlet stem with four jaw hydraulic connector.

#### 100 940, 500 cc lever action grease pump with variable stroke

Similar to PN 100 900 but includes a 300 mm single steel braided rubber hose with a four-jaw hydraulic connector (PN 137 031).

## MANUAL HAND HELD GREASE PUMPS



106 200

102 000

109 900



## 500 CC PISTOL GRIP GREASE PUMPS

Pistol grip grease pump for hard to reach lubrication points. Three way loading: 400 gr (14 oz) cartridges, bulk grease suction or filler pump. Heavy duty cast iron head with precision fit piston. Maximum working pressure: above 250 bar (3,650 psi).

**106 200 - 500 cc pistol grip grease pump**

Individually boxed, grease pump includes filler valve 128 003 and straight rigid stem with a four jaw hydraulic type connector (PN 710 710).

**106 240 - 500 cc pistol grip grease pump**

Individually boxed, grease pump includes filler valve 128 003 and with 300 mm single steel braid reinforced outlet hose with a four-jaw hydraulic type connector (PN 137 031).

## PUSH ACTION AND SPECIAL LEVER ACTION GREASE PUMPS

**102 000 Push action grease pump, 130 cc**

Operates when pushed on grease nipples. Bulk grease loading, 130 cc barrel. Includes Zerk and cupped nozzles. Maximum working pressure: 200 bar (2,900 psi).

**Lever action grease pumps for bulk grease**

All grease pumps are individually boxed and include filler nipple for loading with a filler pump and a rigid stem with a four jaw hydraulic connector.

**109 900, 300 cc lever action grease pump****101 300, 600 cc lever action grease pump****101 800, 1.000 cc lever action grease pump**

167 500 - 168 601

160 000



## HAND HELD AIR OPERATED GREASE PUMPS

High pressure, 60:1 pressure ratio, air operated grease pumps. They can be connected to a compressed air line or to the air brake circuit of a commercial vehicle. Delivery: 1 cc each time the trigger is pressed. Maximum air pressure: 10 bar, Air connection thread 1/4" BSP (F).

**167 500, 1.000 cc air operated grease pump**

Includes a 1.000 cc barrel with an air driven grease follower. Recommended for high viscosity grease and low temperatures. Supplied with 400 mm double steel braid reinforced outlet hose with 4 jaw connector (PN 141 040) and filler nipple. Bulk grease loading using a grease filler pump.

**168 600, 500 cc air operated grease pump**

Includes a 500 cc barrel with a spring driven grease follower. Three way loading: 400 gr (14 oz) grease cartridges, bulk grease suction or with a grease filler pump. Supplied with filler nipple and 400 mm double steel braid reinforced outlet hose with four jaw connector (PN 141 040) and filler nipple.

**168 601, 500 cc air operated grease pump**

Similar to model 168 600, includes rigid outlet stem with four jaw connector (PN 710 214).

## BATTERY GREASE PUMPS

**160 000, 18 V NiMH battery grease pump**

For use with standard grease cartridges or bulk grease. High pressure delivery, up to 500 bar (7,200 psi) and 80 gr/min.

Supplied with two high capacity 18 V rechargeable NiMH batteries, 230 V quick battery charger, 1 m outlet hose with hydraulic coupler, bleeder valve and carrying strap. Pump is delivered in a heavy duty carrying case.

**160 001, 18 V Li-ION battery grease pump**

Same as model 160 000 but with LI-ION batteries.



## FILLER PUMPS AND FITTINGS



108 050

108 502

128 003 - 128 005



## GREASE GUN FILLER PUMPS

For quick, clean and easy loading of hand, air or battery operated grease guns fitted with a filler valve. Each unit includes a medium pressure lever action pump with two loader fittings that fit the more popular filling valves (Ø 9 mm and Ø 12,5 mm), drum cover and follower disc.

**108 000 Grease gun filler pump for 12, 18 kg kegs**

Includes a 310 mm drum cover.

**108 050 Grease gun filler pump for 20 kg kegs**

Includes a 330 mm drum cover.

**108 100 Grease gun filler pump for 50 kg drums**

Includes a 405 mm drum cover.

## FILLER PUMPS FOR CENTRALIZED GREASING UNITS

Medium pressure lever action pump with 1,5 m hose and a 2-HK (1/4") hydraulic connector for filling the reservoir of centralized greasing systems. Includes pump, cover, hose, and hydraulic connector.

**108 501 Centralized greasing unit filler pump for 12, 18 kg kegs**

Includes a 310 mm drum cover.

**108 502 Centralized greasing unit filler pump for 20 kg kegs**

Includes a 330 mm drum cover.

**108 503 Centralized greasing unit filler pump for 50 kg drums**

Includes a 405 mm drum cover.

## FILLER VALVES AND LOADER FITTINGS

**128 003 Grease gun filler valve, Ø 9 mm.**

**128 033 Grease gun filler valve, Ø 12,5 mm.**

**128 123 Grease gun filler valve, Ø 14,7 mm.**

**128 005 Grease loader fitting**

For Ø 9 mm valve. 1/4" BSP (M).

**128 004 Grease loader fitting.**

For Ø 12,5 mm valve. 1/4" BSP (M)

121 050 - 121 020 - 121 011

122 011 - 122 001



126 400



123 011



124 011



126 100



126 200



126 500

## HYDRAULIC GREASE CONNECTORS

For use with hydraulic grease fittings. All connector heads, contact surfaces and jaws are manufactured in hardened steel.

**121 011 Four-jaw high pressure grease connector**  
Ø 15 mm, connection thread 1/8" BSP (F).

**121 020 Four-jaw high pressure grease connector with check valve**  
Ø 15 mm, connection thread 1/8" NPT (F). Check valve prevents grease drops when the grease pump is not in use.

**121 050 Three-jaw high pressure grease connector**  
Ø 18 mm, connection thread 1/8" BSP (F). Reinforced construction with reversible jaws for double use. Recommended for use with air operated high pressure equipment.

## BUTTON HEAD CONNECTORS

For use with hand operated units on button head nipples. Recommended working pressure: 150 bar.

**122 001 Hook on grease connector**  
For Ø 15 - 16 mm button head nipples.

**122 011 Giant hook on grease connector**  
For Ø 22 mm button head nipples.

## GREASE CONNECTORS AND NOZZLES

For use with hand operated grease guns only. Connection thread: 1/8" BSP (F).

**124 011 Grease zerk nozzle**  
For Zerk grease nipples DIN 3402.

**123 011 Grease cupped nozzles**  
For concave type nipples DIN 3405.

**123 001 Giant cupped nozzle**  
Dispenses a fine line of grease.

**126 000 Grease needle nozzle**  
With retractable safety sleeve.

**126 200 Seal off adaptor**  
For lubrication holes, spindles, U joints.

**126 500 Needle nose adaptor**  
For hard to reach greasing points.

**126 400, 90° Swivelling adaptor**  
For use with flexible hoses 1/8" BSP (MF).

**126 100 Quick connect adaptor**  
For Ø 15 mm hydraulic connectors.

SINGLE STEEL BRAID GREASE OUTLET HOSES Ø 13 MM

Single steel braid reinforced safety rubber hoses for use with hand operated greasing equipment. Maximum working pressure: 360 bar (4,350 psi). Minimum burst pressure: 900 bar (12,850 psi). 1/8" BSP (M) threads.



<b>137 021</b>	Steel braid reinforced outlet hose with four-jaw connector	250 mm
<b>137 031</b>	Steel braid reinforced outlet hose with four-jaw connector	300 mm
<b>137 041</b>	Steel braid reinforced outlet hose with four-jaw connector	400 mm
<b>137 051</b>	Steel braid reinforced outlet hose with four-jaw connector	450 mm
<b>137 201</b>	Steel braid reinforced outlet hose with four-jaw connector	2.000 mm



<b>136 021</b>	Steel braid reinforced outlet hose	250 mm
<b>136 031</b>	Steel braid reinforced outlet hose	300 mm
<b>136 041</b>	Steel braid reinforced outlet hose	400 mm
<b>136 051</b>	Steel braid reinforced outlet hose	450 mm
<b>136 201</b>	Steel braid reinforced outlet hose	2.000 mm

DOUBLE STEEL BRAID GREASE OUTLET HOSES Ø 16 MM

Double steel braid safety rubber hoses for use with air operated greasing equipment. Maximum working pressure: 500 bar (7,250 psi). Minimum burst pressure: 1.650 bar (24,000 psi). 1/8" BSP (M) threads.



<b>141 020</b>	Double steel braid outlet hose with four-jaw connector	250 mm
<b>141 030</b>	Double steel braid outlet hose with four-jaw connector	300 mm
<b>141 040</b>	Double steel braid outlet hose with four-jaw connector	400 mm
<b>141 050</b>	Double steel braid outlet hose with four-jaw connector	450 mm
<b>141 200</b>	Double steel braid outlet hose with four-jaw connector	2.000 mm



<b>140 020</b>	Double steel braid reinforced outlet hose	250 mm
<b>140 030</b>	Double steel braid reinforced outlet hose	300 mm
<b>140 040</b>	Double steel braid reinforced outlet hose	400 mm
<b>140 050</b>	Double steel braid reinforced outlet hose	450 mm
<b>140 200</b>	Double steel braid reinforced outlet hose	2.000 mm

GREASE STEMS



<b>710 214</b>	Angled rigid stem with four-jaw connector
<b>710 710</b>	Straight rigid stem with four-jaw connector
<b>710 659</b>	Positionable angled rigid stem with four-jaw connector with check valve
<b>710 297</b>	Straight rigid stem with cupped nozzle
<b>710 298</b>	Straight rigid stem with zerk nozzle
<b>710 215</b>	Angled rigid stem only

## GREASE COMPRESSORS AND BUCKET PUMPS

151 102



## HIGH PRESSURE GREASE PUMPS

High pressure steel pumps to be mounted directly onto original grease kegs. Maximum pressure: 350 bar (5,000 psi). Delivery per stroke 2 cc.

Pump equipped with carrying handle, cover with pump adaptor, follower disc and 1,5 m high pressure hose with rigid stem and four-jaw hydraulic connector.

**151 100 High pressure grease pump for 12.5 to 18 kg kegs**

Includes a 310 mm drum cover.

**151 102 High pressure grease pump for 20 kg kegs**

Includes a 330 mm drum cover.

150 000



## BUCKET PUMPS

Bucket pumps include a 16 litre leak proof, all steel oval shaped bucket with carrying handle and foot rest for easy handling and stability.

**150 000 Multipressure grease bucket pump 16 kg**

Heavy duty high capacity grease pump with three alternative lever positions, which can be used under any operating conditions and with all type of lubricants (winter / summer, high or low viscosity grease, oil). Maximum pressure range between 175 to 350 bar (2,500 to 5,000 psi) with a delivery of 20 gr, 15 gr or 10 gr per stroke depending on the position of the lever chosen. Pump includes 1,5 m high pressure hose with a three-jaw hydraulic connector (PN 715 429).

**320 400 Oil bucket pump 16 litres**

For dispensing high viscosity lubricants. Includes a medium pressure lever action pump (100 cc delivery per stroke) with a 1,5 m rubber hose with shut off valve and 135° angled nozzle.

320 400



## PEDAL ACTION GREASE PUMP 5 KG

157 000

**157 000 Pedal action grease pump**

Pedal action heavy-duty grease pump. Spring primed follower plate and cast iron pump mechanism ensures that the pump can be used even with extremely viscous grease. Maximum pressure: 500 bar (7,150 psi).

Delivery per pedal stroke: 2 gr.

Steel leak proof reservoir, can hold up to 5 kg of grease. Includes air bleeder valve and 2 m high pressure grease hose with a four jaw hydraulic connector with check valve.



## DRUM PUMPS FOR OIL



605 000



## HIGH PERFORMANCE DRUM PUMP

**605 000 High performance drum pump**

Lever action transfer pump for use with all types of lubricants, even those with higher viscosity, like gear oil. Lever can be mounted in four different positions that changes the delivery volume per stroke: 0,10 litre, 0,15 litre, 0,20 litre or 0,25 litre per stroke. Pump includes telescopic suction tube that can be used with 60 and 205 litre drums and 2" bung adaptor.

**Not included option:**

**314 540** Rubber delivery hose, 1,5 m, with shut off valve and nozzle.

304 500



## LEVER ACTION DRUM PUMP

**304 500 Lever action drum pump**

Lever action drum pump for the transfer of light lubricants from 60 to 205 litre drums. Steel pump body, delivery spout and telescopic suction tube. Steel piston with brass rings and NBR seals. With 2" and M64 x 4 bung adaptors. Delivery 0,35 litre per stroke.

308 000 - 320 300

ROTARY PUMP AND  
GEAR OIL DISPENSERS**308 000 Rotary action drum pump**

For the continuous transfer of light to medium viscosity petroleum based fluids from 205 litre drums.

Delivery 0,3 l per revolution. Pump includes height adjustable bung adaptor, 1.040 mm suction tube and 1,3 m delivery hose.

**320 300 Gear oil dispenser**

With 330 mm cover for 20 litre pails.

Medium pressure lever action pump mounted on a drum cover to fit directly onto original pails. Pump equipped with 1,5 m transparent hose with 135° angled nozzle.

**320 310 Gear oil dispenser**

With 310 mm cover for 12 to 18 litre pails.

**320 320 Gear oil dispenser for square cans**

With adjustable bracket for square containers (385 to 285 mm).

**741 602 Carrying handle**

Fits on 310 and 330 mm drum covers.

306 100 - 314 540

## MEDIUM PRESSURE PUMPS



Lever action transfer pumps for high viscosity lubricants. Pump includes 2" height adjustable bung adaptor to fit directly onto drums, covers or containers. Pump with steel suction tube, foot valve and piston and NBR seals. Delivery: 100 cc per stroke. Outlet thread: 3/4" BSP (M).

**Medium pressure transfer pump**

**306 300** for 20 litre pails. 450 mm long suction tube.

**306 200** for 20 and 60 litre drums. 620 mm long suction tube.

**306 100** for 60 litre drums. 760 mm long suction tube.

**306 400** for 205 litre drums. 1.100 mm long suction tube.

**Accessories:****730 603 Angled steel delivery spout**

Fits directly to the pump outlet.

**314 530 Delivery hose**

Transparent 1,5 m hose with 135° nozzle.

**314 540 Delivery hose.** 1,5 m rubber hose, with shut off valve and 135° nozzle.



**DRUM PUMPS FOR VARIOUS FLUIDS**

300 401

302 001

300 007

304 509


**LIFT ACTION PUMPS FOR CHEMICAL FLUIDS**
**300 500 Lift action pump for chemicals 50 litre drums**

Lift action pump with nylon covered piston and PTFE seals. 500 mm suction tube, Ø 60 mm bung adaptor with three screws and outlet spout. Black pump with yellow bung adaptor and spout nut. Recommended for use with solvents.

**300 501 Lift action pump for chemical products, 205 litre drums**

Same as model 300 500, but with 1.000 mm suction tube for 205 litre drums.

**300 401 Lift action pump for chemical products 205 litre drums**

Lift action pump with polypropylene covered piston and PTFE seals. 1.000 mm suction tube, 2" bung adaptor and outlet spout. Black pump with red bung adaptor and spout nut. Recommended for use with acid based fluids, detergents and kerosene based solvents.

NOTE: Please check fluid compatibility with the pump prior to its use.

**SYPHON TRANSFER PUMP**
**302 001 Syphon transfer pump**

Lever action syphon pump. Design allows transfer by syphon once the pump has been primed, giving a continuous flow of 8 l/min.

Bung thread fits 50 and 205 litre drums. With 1,5 m clear delivery hose, metal nozzle and PVC suction tube.

For anti-freeze, light mineral oils, diesel, detergent and other automotive and light petroleum fluids.

**LEVER PUMP**
**300 007 lever action pump polypropylene**

Lever action pump with a unique design incorporating a toggle mechanism in the handle linkage to correct piston to shaft geometry and create a smooth operation.

All polypropylene construction, includes a 2" bung adaptor and an adjustable nut to enable the pump to be locked in the correct position on the drum for easy operation. The pump delivers 500 cc/stroke and has Viton seals for maximum chemical compatibility.

**DRUM PUMPS FOR FLUIDS**
**304 509 Drum pump for fluids**

As pump 304 500 but with Viton seals, provides an economical solution for the transfer of fluids such as antifreeze (glycol), alcohol, degreasers, solvents and lubricants.

To avoid pump corrosion, when used with fluids other than lubricants, it is strongly recommended to flush the pump with diesel after use.

**FUNNELS, MEASURES, JERRY CANS AND GRAVITY COCKS**

670 019 - 671 030 - 675 002


**FUNNELS - MEASURES**
**Funnels with flexible spout**

No spill, no splash, quick discharge funnels. With filter and flexible spout for hard to reach places.

**670 019 Funnel with filter and flexible spout**

190 mm diameter. 2 litre capacity.

**670 023 Funnel with filter and flexible spout**

230 mm diameter. 3,5 litre capacity.

**Industrial funnels**

Large capacity funnels, 5 litre. 300 x 200 x 300 mm.

**671 030 Industrial funnel**

With filter for diesel.

**671 031 Industrial funnel**

With filter for lubricants.

**679 000 Flexible extension for industrial funnels**
**Fluid Measures**

For lubricants, antifreeze, brake fluid, petroleum, diesel, etc. Moulded in high density polyethylene, with flexible spout.

**675 001 Plastic measure**

Graduated 0 - 1 litre.

**675 002 Plastic measure**

Graduated 0 - 2 litre.

**675 003 Plastic measure**

Graduated 0 - 3 litre.

**675 005 Plastic measure**

Graduated 0 - 5 litre.

**679 001 Small flexible extension**

For 1, 2 and 3 litre measures and for Ø 190 mm diameter funnels.

**679 002 Large flexible extension**

For 5 litre measures and for 230 mm diameter funnels.

622 010 - 622 020


**STEEL JERRY CANS**

Green colour with protective paint in the inside. With no outlet spout.

**622 005, 5 litres Jerry can**
**622 010, 10 litres Jerry can**
**622 020, 20 litres Jerry can U.N. approved**
**Options:**

**629 001** Painted outlet spout for jerry cans

**629 002** Zinc plated outlet spout for jerry cans

318 000 - 318 001


**GRAVITY COCKS**

Fit 60 to 205 litre drums placed horizontally. Cocks include automatic shut off valve.

**318 000 Gravity cock**

3/4" BSP (M).

**318 001 Gravity cock**

2" BSP (M).

113 910


**OIL SUCTION GUNS**

For lubricant suction and discharge for loading or refilling transmissions, gear boxes, filters, etc.

**113 710 Oil suction gun**

500 cc with 290 mm pvc hose.

**113 700 Oil suction gun**

500 cc with one angled and one straight steel outlets.

**113 910 Oil suction gun**

800 cc with 290 mm PVC hose.

**SUCTION, SPRAY AND BLOW GUNS. WATER GUNS AND TYRE GAUGES**

184 100


**SUCTION GUNS**
**184 100 Brake bleeding gun**

Economical gun for individual brake circuit bleeding in vehicles.

When the bleeder nipple is connected to the brake circuit bleeder, then vacuum created by using compressed air sucks the brake fluid out through a transparent hose into a 0,75 litre. container. Inlet thread: 1/4" BSP (F).

**184 150 Fluid suction gun**

As model 184 100, but includes a hose without bleeder nipple for sucking out fluids from hard to reach places. Can be used for waste oil suction in small boats, lawn mowers, etc. Air consumption: 180 l/min 0,75 litre container included.

184 050


**SPRAY GUN**
**184 000 Thermoplastic spray gun**

Light spray gun manufactured in high quality chemical resistant thermoplastic and metallic long reach outlet. For spray cleaning using chemical products and spraying parts with corrosion protection fluids or lubricants.

Adjustable outlet nozzle. Capacity 1 litre. Maximum air pressure: 10 bar. Minimum air pressure: 3 bar. Inlet thread: 1/4" BSP (F).

**184 050 Thermoplastic spray gun**

As model 184 000 but with thermoplastic outlet for maximum chemical compatibility.

187 000


**INDUSTRIAL SPRAY GUN**
**187 000 Industrial spray gun**

HeavyDutyspraygun manufactured in steel, brass and aluminium, with syntherised powder coating finishing. For spray cleaning using chemical products and for spraying parts with corrosion protection fluids or lubricants.

Adjustable outlet nozzle. Capacity 1 litre. Maximum air pressure: 10 bar. Minimum air pressure: 3 bar. Connection for Ø 8 mm hose. Inlet thread: 1/4" BSP (M).

208 600


**HAND TYRE PUMP**

High pressure and large delivery hand tyre pumps. Very robust design, with cylinder piston shaft (not rod piston shaft) on a zinc alloy base. Maximum delivery pressure: 12 bar.

**208 500 Hand tyre pump 200 cc**

For bicycles, motorbikes, etc.

**208 600 Hand tyre pump 300 cc**

For passenger cars.

**208 700 Hand tyre pump 400 cc**

For tractors, trucks, vans.

**208 501 Hand tyre pump**

With pressure gauge 200 cc.

**208 601 Hand tyre pump**

With pressure gauge 300 cc.

**208 701 Hand tyre pump**

With pressure gauge 400 cc.

188 000


**INDUSTRIAL BLOW GUN**
**188 000 Blow gun, industrial quality**

Heavy duty blow gun manufactured in aluminium with powder coating finishing. A brass extension tube can be fitted. Connection for Ø 8 mm. hose. Inlet thread: 1/4" BSP (M).

**718 229 Extension tube for blow gun**

184 201


**BLOW GUN**

Guns for cleaning or drying parts with compressed air. Manufactured in high quality chemical resistant thermoplastic. Inlet thread: 1/4" BSP (F).

**184 200 Blow gun**
**184 201 Blow gun with flow regulator**

186 000 - 185 001


**WATER AND WASH GUNS**
**186 000 water gun**

Low pressure water gun (8 bar). Inlet thread: 1/4" BSP (F).

**185 001 wash gun**

Medium pressure, up to 30 bar, wash gun. Fitted with a Ø 3,5 mm nozzle as standard that can be replaced with an Ø 2,5 mm nozzle if a higher pressure flow is required. On/off and flow regulation knob. Inlet thread: 1/2" BSP (F).

195 000


**TYRE INFLATOR GUNS**
**199 800 Tyre inflator gun**

One hand operation tyre inflator gun. 0 - 10 bar calibrated pressure gauge with rubber shroud for protection. 650 mm hose with automatically adjusting nozzle. Connection for Ø 8 mm. hose. Inlet thread: 1/4" BSP (M).

**195 000 Tyre inflator gun EEC approved**

Tyre inflator with trigger filling and pressure release button. Pressure gauge, officially approved and calibrated in accordance with directive 86/217 EEC. Connection for Ø 8 mm. hose. Inlet thread: 1/4" BSP (M).

**AIR TREATMENT UNITS (FRLs)**
**GENERAL INFORMATION**
**Air line filters**

To protect valves, pump motors or pneumatic tools from damage or wear caused by dirt and moisture contained in compressed air. Sintered brass filter element and moisture separator. Semiautomatic bleeding valve.

**Pressure regulator**

To maintain a selected air pressure constant (between 0 to 12 bar) eliminating over pressure risks and erratic operation of equipment. Also available combined with an air filter forming a compact unit.

**Air line lubricators**

To create an oil mist that helps increase service life of pumps and other air tools. Oil fill port on top and oil mist adjustment knob.

242 102



241 001



240 000 - 240 200


**AIR TREATMENT COMPONENTS Ø 3/4"**

Connection threads: 3/4" BSP (FF).

**242 102 Combined air filter - regulator and lubricator, Ø 3/4"**

**242 202 Air line regulator, Ø 3/4"**  
0 to 12 bar.

**242 302 Air filter, Ø 3/4"**  
Semiautomatic bleeding.

**242 402 Air lubricator, Ø 1/2"**

**AIR TREATMENT COMPONENTS Ø 1/2"**

Connection threads: 1/2" BSP (FF) with 1/2" BSP (M) - 3/8" BSP (F) adaptors.

**241 001 Combined air filter, regulator and lubricator, Ø 1/2"**

**241 501 Combined air filter, regulator, Ø 1/2"**  
0 to 12 bar.

**241 201 Air line regulator, Ø 1/2"**  
0 to 12 bar.

**241 301 Air filter, Ø 1/2"**  
Semiautomatic bleeding.

**241 401 Air lubricator, Ø 1/2"**

**AIR TREATMENT COMPONENTS Ø 1/4"**

Connection threads: 1/4" BSP (FF).

**240 000 Combined air filter, regulator and lubricator, Ø 1/4"**

**240 500 Combined air filter, regulator, Ø 1/4"**  
0 to 12 bar.

**240 201 Air line regulator, Ø 1/4"**  
Without pressure gauge.

**240 200 Air line regulator, Ø 1/4"**  
With pressure gauge.

**240 300 Air filter, Ø 1/4"**  
Semiautomatic bleeding.

**240 400 Air lubricator, Ø 1/4"**

**AIR HOSES**


246 010

Low pressure hoses for compressed air with female swaged fitting and double male adaptor.

PART No.	LENGTH	INT. Ø	CONNECTION THREADS	WORKING PRESSURE
246 006	0,6 m	1/4" - 6 mm	1/4" BSPT (MM)	15 bar
246 010	1,0 m	1/4" - 6 mm	1/4" BSPT (MM)	15 bar
246 015	1,5 m	1/4" - 6 mm	1/4" BSPT (MM)	15 bar
246 030	3,0 m	1/4" - 6 mm	1/4" BSPT (MM)	15 bar
246 060	6,0 m	1/4" - 6 mm	1/4" BSPT (MM)	15 bar
246 100	10,0 m	1/4" - 6 mm	1/4" BSPT (MM)	15 bar
246 150	15,0 m	1/4" - 6 mm	1/4" BSPT (MM)	15 bar

247 706	0,6 m	3/8" - 10 mm	3/8" BSPT (M) - 1/2" BSPT (M)	15 bar
247 710	1,0 m	3/8" - 10 mm	3/8" BSPT (M) - 1/2" BSPT (M)	15 bar
247 715	1,5 m	3/8" - 10 mm	3/8" BSPT (M) - 1/2" BSPT (M)	15 bar





Manufactured in brass, with nickel plated body and stainless steel wear parts for a longer life. Compatible with US MIL C4109 - ISO B6. Flow capacity: 1.000 l/min.



Safety quick couplers for compressed air. One-step release and exhaust operation quickly vents system pressure allowing for a safe disconnect. Manufactured in Stainless steel, nickel plated brass, NBR and technopolymer. Couplers conform with ISO 6150 B12. Flow capacity: 1.200 l/min. Pressure range: 1 to 15 bar.



For use with standard and industrial series  $\varnothing 1/4''$  quick couplings. Compatible with US MIL C4109 - ISO B6.

## AIR COUPLERS

### STANDARD SERIES QUICK COUPLING $\varnothing 1/4''$

#### FEMALE AUTOMATIC QUICK COUPLING $\varnothing 1/4''$

PART No.	CONNECTION THREAD
253 114	1/4" BSP (F)
253 138	3/8" BSP (F)
253 112	1/2" BSP (F)

#### MALE AUTOMATIC QUICK COUPLING $\varnothing 1/4''$

PART No.	CONNECTION THREAD
253 014	1/4" BSP (M)
253 038	3/8" BSP (M)
253 012	1/2" BSP (M)

#### AUTOMATIC QUICK COUPLING WITH HOSE CONNECTOR

PART No.	HOSE
253 206	6 mm (1/4")
253 208	8 mm (5/16")
253 210	10 mm (3/8")
253 213	13 mm (1/2")

## SAFETY COUPLERS

#### SAFETY COUPLERS WITH FEMALE BSP THREAD

PART No.	CONNECTION THREAD
250 614	1/4" BSP (F)
250 638	3/8" BSP (F)
250 612	1/2" BSP (F)

#### SAFETY COUPLERS WITH MALE BSP THREAD

PART No.	CONNECTION THREAD
250 514	1/4" BSP (M)
250 538	3/8" BSP (M)
250 512	1/2" BSP (M)

#### SAFETY COUPLERS WITH HOSE BARB

PART No.	CONNECTION
250 708	5/16"
250 710	3/8"

## AIR NIPPLES $\varnothing 1/4''$

#### FEMALE AIR NIPPLES $\varnothing 1/4''$

PART No.	CONNECTION THREAD
259 114	1/4" BSP (F)
259 138	3/8" BSP (F)
259 112	1/2" BSP (F)

#### MALE AIR NIPPLES $\varnothing 1/4''$

PART No.	CONNECTION THREAD
259 014	1/4" BSP (M)
259 038	3/8" BSP (M)
259 012	1/2" BSP (M)

#### AIR NIPPLES WITH HOSE CONNECTOR

PART No.	HOSE
259 206	6 mm (1/4")
259 208	8 mm (5/16")
259 210	10 mm (3/8")
259 213	13 mm (1/2")



## CONNECTION ADAPTORS FOR COMPRESSED AIR



## MALE HOSE ADAPTORS

## 1/4" BSPT (M) HOSE ADAPTORS


PART No.	HOSE ADAPTORS
238 102	1/4" BSPT (M) - Ø 6 mm (1/4")
238 100	1/4" BSPT (M) - Ø 8 mm (5/16")
238 101	1/4" BSPT (M) - Ø 10 mm (3/8")

## 3/8" BSPT (M) HOSE ADAPTORS

PART No.	HOSE ADAPTORS
238 301	3/8" BSPT (M) - Ø 8 mm (5/16")
238 300	3/8" BSPT (M) - Ø 10 mm (3/8")
238 302	3/8" BSPT (M) - Ø 13 mm (1/2")

## 1/2" BSPT (M) HOSE ADAPTORS

PART No.	HOSE ADAPTORS
238 500	1/2" BSPT (M) - Ø 13 mm (1/2")



## FEMALE HOSE ADAPTORS

## 1/4" BSP (F) Hose adaptors

PART No.	HOSE ADAPTORS
238 001	1/4" BSP (F) - Ø 6 mm (1/4")
238 000	1/4" BSP (F) - Ø 8 mm (5/16")

## 3/8" BSP (F) HOSE ADAPTORS

PART No.	HOSE ADAPTORS
238 201	3/8" BSP (F) - Ø 8 mm (5/16")
238 200	3/8" BSP (F) - Ø 10 mm (3/8")


## 1/2" BSP (F) HOSE ADAPTORS

PART No.	HOSE ADAPTORS
238 400	1/2" BSP (F) - Ø 13 mm (1/2")



## DOUBLE MALE THREAD CONNECTION ADAPTORS

PART No.	CONNECTION ADAPTOR
239 000	1/4" BSPT (MM)
239 002	3/8" BSPT (MM)
239 004	1/2" BSPT (MM)
239 001	3/8" BSPT (M) - 1/4" BSPT (M)
239 005	1/2" BSPT (M) - 1/4" BSPT (M)
239 003	1/2" BSPT (M) - 3/8" BSPT (M)



## MALE - FEMALE CONNECTION ADAPTORS

PART No.	CONNECTION ADAPTOR
239 101	3/8" BSPT (M) - 1/4" BSP (F)
239 103	1/2" BSPT (M) - 3/8" BSP (F)
239 102	1/4" BSPT (M) - 3/8" BSP (F)
239 104	3/8" BSPT (M) - 1/2" BSP (F)



## 90° ELBOW ADAPTORS

PART No.	CONNECTION ADAPTOR
239 300	1/4" BSP (FF)
239 302	3/8" BSP (FF)
239 303	1/2" BSP (F) - 1/2" BSP (F)
239 350	3/8" BSP (M) - 3/8" BSP (F)



## TWO WAY AIR FLOW DIVIDERS

PART No.	CONNECTION ADAPTOR
239 200	1/4" BSP (M) - 1/4" BSP (F)
239 201	3/8" BSP (M) - 3/8" BSP (F)





**WORKSHOP FURNITURE**

WORK BENCHES . . . . . 142  
TOOL CABINETS AND BOARDS . . . . . 144  
SERVICE TROLLEYS . . . . . 145  
ACCESSORIES . . . . . 146



**WORK BENCHES**

285 100

280 530

280 520


**HEAVY DUTY WORK BENCH**

Very robust all steel construction and epoxy coated finish. Includes one module with lockable shutter with one drawer, divided in 16 compartments, and one additional module with one shelf with large load capacity.

**285 100 Heavy duty work bench with shutter**

Dimensions: 1.750 x 750 x 855 mm.  
Gross weight: 172 kg.

**STEEL TOP WORK BENCHES WITH TWO DRAWERS**

Steel top workbenches with two lockable drawers.

**280 530\* Steel top work bench with two drawers**

Dimensions: 1.750 x 750 x 855 mm.  
Gross weight: 100 kg.

**280 430\* Steel top work bench with two drawers**

Dimensions: 1.500 x 750 x 855 mm.  
Gross weight: 92 kg.

**STEEL TOP WORK BENCHES WITH ONE DRAWER**

Steel top workbenches with one lockable drawer.

**280 520\* Steel top work bench with one drawer**

Dimensions: 1.750 x 750 x 855 mm.  
Gross weight: 90 kg.

**280 420\* Steel top work bench with one drawer**

Dimensions: 1.500 x 750 x 855 mm.  
Gross weight: 81 kg.

**280 320\* Steel top work bench with one drawer**

Dimensions: 1.250 x 750 x 855 mm.  
Weight: 73 kg.

\* Products delivered as kits.

## WORK BENCHES

280 510

280 500

280 300



WOODEN TOP WORK BENCH

STEEL TOP WORK BENCHES

**280 510\* Wooden top work bench**

Beech wood worktop with steel shelf and lateral supports. One or two optional drawers (part number 284 100) can be fixed to the wooden top. Dimensions: 1.750 x 750 x 885 mm. Gross weight: 77 kg.

Very robust all steel worktop with four «Z» shaped crossbeams, maximum load up to 2.000 kg. Rectangular holes on the beams allow to fix drawers in different positions. Rectangular holes on worktop sides to fix tool board or cabinet brackets or to adjoin other benches.

Lateral supports can be fixed to the floor for maximum stability.

**280 500\* Steel top work bench**

Dimensions: 1.750 x 750 x 885 mm. Gross weight: 78 kg.

**280 400\* Steel top work bench**

Dimensions: 1.500 x 750 x 885 mm. Gross weight: 70 kg.

**280 300\* Steel top work bench**

Dimensions: 1.250 x 750 x 885 mm. Gross weight: 62 kg.

**280 200\* Steel top work bench**

Dimensions: 1.000 x 750 x 885 mm. Gross weight: 54 kg.

**280 100\* Steel top work bench**

Dimensions: 750 x 750 x 885 mm. Gross weight: 47 kg.

## ADDITIONAL SHELVES FOR WORK

289 309

To increase storage capacity under steel or wooden top workbenches. They include two transversal beams to fix the shelf to the side supports. Screws included.

**289 309 Additional shelf for workbenches**

Dimensions: 1.750 x 500 mm. Gross weight: 21 kg.

**289 307 Additional shelf for workbenches**

Dimensions: 1.500 x 500 mm. Gross weight: 18 kg.

**289 305 Additional shelf for workbenches**

Dimensions: 1.250 x 500 mm. Gross weight: 16 kg.

\* Products delivered as kits.





281 500

282 500



TOOL CABINET



TOOL BOARD

Tool cabinets with lockable shutter. Perforated tool panel for maximum capacity with tool hanging accessories included. Cabinets can be fixed to the wall, to a steel top work bench or to a heavy duty work bench using optional brackets.

**281 500 Tool cabinet**

Dimensions: 1.750 x 750 x 190 mm.

Gross weight: 50 kg. Includes a set of 9 tool brackets and a 45 hook set 289 101.

**281 400 Tool cabinet**

Dimensions: 1.500 x 750 x 190 mm.

Gross weight: 45 kg. Includes a set of 9 tool brackets and a 45 hook set 289 101.

**281 300 Tool cabinet**

Dimensions: 1.500 x 750 x 190 mm.

Gross weight: 38 kg. Includes a set of 7 tool brackets and a 30 hook set 289 100.

**281 200 Tool cabinet**

Dimensions: 1.250 x 750 x 190 mm.

Gross weight: 32 kg. Includes a set of 7 tool brackets and a 30 hook set 289 100.

**289 105 Set of brackets for fixing a cabinet to a workbench**

Steel perforated panel for tool organisation. Can be fixed to the wall, to a steel top work bench or to a heavy duty work bench using optional brackets.

**282 500 Tool board**

Dimensions: 1.750 x 750 x 20 mm.

Gross weight: 17 kg. Includes a set of 9 tool brackets and 45 hooks set 289 101.

**282 400 Tool board**

Dimensions: 1.500 x 750 x 20 mm.

Gross weight: 16 kg. Includes a set of 9 tool brackets and 45 hooks set 289 101.

**282 300 Tool board**

Dimensions: 1.250 x 750 x 20 mm.

Gross weight: 13,5 kg. Includes a set of 7 tool brackets and 30 hooks set 289 100.

**282 200 Tool board**

Dimensions: 1.000 x 750 x 20 mm.

Gross weight: 12,5 kg. Includes a set of 7 tool brackets and 30 hooks set 289 100.

**282 100 Tool board**

Dimensions: 750 x 750 x 20 mm.

Gross weight: 6 kg. Includes 1 multi-tool bracket and 30 hooks.

**289 205 Set of brackets for fixing a board to a workbench****289 206 Set of brackets for fixing board 282 100 to a service trolley**

## SERVICE TROLLEYS



283 900

283 100

283 202

283 201



## TROLLEY WITH SHELVES

**283 900\* Trolley with shelves**  
Trolley with three shelves, four castors (Ø 40 mm) and 80 kg maximum load capacity.  
Dimensions: 615 x 400 x 755 mm.  
Gross weight: 11 kg.

## STANDARD SERVICE TROLLEY

**283 100\* Standard service trolley**  
Service trolley with three shelves, two fixed wheels and two castors (Ø 80 mm). Middle shelf can be mounted in two different positions.  
Maximum load capacity: 200 kg.  
Dimensions: 840 x 450 x 910 mm.  
Gross weight: 20 kg.

## HD SERVICE TROLLEY

Very robust service trolley with three shelves, two large wheels (Ø 160 mm) and two castors (Ø 100 mm), one of them with brake for better stability and safety. Middle shelf can be mounted in two different positions, maximum load capacity: 200 kg.

**283 202\* Heavy duty service trolley with drawer**  
Includes drawer 284 201.  
Dimensions: 880 x 610 x 930 mm.  
Gross weight: 28 kg.

**283 200\* Heavy duty service trolley**  
Dimensions: 880 x 610 x 930 mm.  
Gross weight: 21 kg.

## SERVICE TROLLEY

**283 201\* Service trolley**  
Service trolley with three shelves, drawer and tool board, with one tool bracket with 30 hooks, for hanging tools. Very robust construction with two large wheels (Ø 160 mm) and two castors (Ø 100 mm) one of them with brake for better stability and safety.  
Maximum load capacity: 200 kg.  
Dimensions: 880 x 610 x 1.580 mm.  
Gross weight: 35,5 kg.

\* Products delivered as kits.

**ACCESSORIES**



284 100

**DRAWER FOR WORK BENCH**

**284 100 Drawer for service workbench**

Drawer with lock and tray to be fitted directly under the steel or wood worktop of workbenches. Load capacity: 100 kg. Dimensions: 660 x 145 x 505 mm. Gross weight: 11 kg.



284 201

**DRAWER FOR SERVICE TROLLEY**

**284 201 Drawer for service trolleys**

Drawer with telescopic guides to be fitted directly to the top shelf of service trolleys. Load capacity: 24 kg. Dimensions: 472 x 415 x 60 mm. Gross weight: 7 kg.



282 501

**PERFORATED PANELS FOR TOOL ORGANISATION**

Perforated panel for fitting hooks and other tool hanging accessories. Strong steel frame with two wall brackets.

**282 501 Perforated panel 1.750 mm**

Dimensions: 1.750 x 750 x 20 mm. Gross weight: 10 kg.

**282 401 Perforated panel 1.500 mm**

Dimensions: 1.500 x 750 x 20 mm. Gross weight: 9 kg.

**282 301 Perforated panel 1.250 mm**

Dimensions: 1.250 x 750 x 20 mm. Gross weight: 7.5 kg.

**282 201 Perforated panel 1.000 mm**

Dimensions: 1.000 x 750 x 20 mm. Gross weight: 6.5 kg.

**282 101 Perforated panel 720 mm**

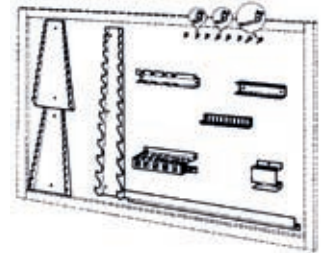
Dimensions: 720 x 750 x 20 mm. Gross weight: 5 kg.

**STANDARD ACCESSORY SETS FOR TOOL BOARDS AND CABINETS**

289 101

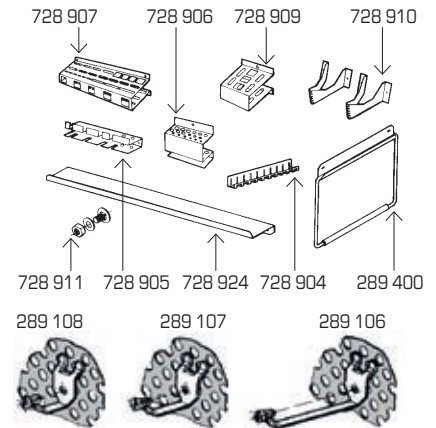
Set of accessories for an optimum organisation of tools on boards and in cabinets. Each set includes the hooks and tool brackets mentioned in the following table:

PART No.	289 108	289 107	289 106	728 901	728 900	728 903	728 902	728 907	728 905	728 904	728 906
289 101	1	1	1	2	1	1	1	1	1	1	1
289 100	1	1	-	1	1	1	1	-	1	1	1
289 109	-	1	1	-	-	-	-	1	-	-	-



**TOOL SUPPORTS AND BRACKETS**

PART No.	DESCRIPTION	DIMENSIONS
728 900	Bracket for 13 box spanners	102 x 650 x 53 mm
728 901	Bracket for 13 spanners	162 x 364 x 44 mm
728 902	Bracket for 20 drive sockets	670 x 46 x 50 mm
728 903	Bracket for 12 allen keys	166 x 35 x 24 mm
728 904	Bracket for 11 sets of pliers-screwdrivers - files	206 x 32 x 27 mm
728 905	Bracket for 6 screwdrivers	235 x 41 x 35 mm
728 906	Bracket for 18 bits - punches - chisels	100 x 83 x 47 mm
728 907	Universal «multi-tool» bracket	235 x 67 x 87 mm
728 909	Small «multi-tool» bracket	72 x 67 x 87 mm
728 910	Set of drill brackets	60 x 45 x 100 mm
728 924	Tray for panel - cabinet	800 x 40 x 100 mm
289 400	Paper roll supports	
728 911	Nut and bolt set for bench assembly	



**HOOKS FOR PERFORATED PANELS**

**289 108 short hooks set (15 units)**

Length: 21 mm. Screws included.

**289 107 long hooks set (15 units)**

Length: 32 mm. Screws included.

**289 106 extra long hooks set (15 units)**

Length: 75 mm. Screws included.

**289 110 short hooks set (5 units)**

Length: 21 mm. Screws included.

**289 111 long hooks set (5 units)**

Length: 32 mm. Screws included.

**289 112 extra long hooks set (5 units)**

Length: 75 mm. Screws included.

**PART NUMBER INDEX**

PART NUMBER INDEX . . . . . 148



PART No.	PAGE	PART No.	PAGE	PART No.	PAGE	PART No.	PAGE
<b>Grease nipples</b>		015540	124	052260	124	140040	131
011060	124	015600	124	052600	124	140050	67, 131
011100	124	015620	124			140200	131
011140	124	015700	124	<b>Lever action grease pumps</b>		141020	131
011160	124	015720	124	100900	126	141030	131
011180	124	015740	124	100940	126	141040	131
011220	124	015900	124	101200	126	141050	131
011240	124	015910	124	101202	126	141200	131
011260	124	021060	125	101211	126		
011280	124	021100	125	101240	126	<b>Grease compressors</b>	
011300	124	021140	125	101300	127	150000	132
011320	124	021160	125	101800	127	151100	132
011340	124	021220	125	102000	127	151102	132
011500	124	021240	125	106200	127	157000	132
011520	124	021260	125	106240	127		
011540	124	021280	125	109900	127	<b>Battery and air operated hand held grease pumps</b>	
011600	124	021300	125			160000	128
011620	124	021320	125	<b>Grease filler pumps</b>		160001	128
011700	124	021340	125	108000	129	167500	128
011720	124	021380	125	108050	129	168600	128
011740	124	021500	125	108100	129	168601	128
011900	124	021520	125	108501	129		
011910	124	021540	125	108502	129	<b>Spray, suction and blow guns</b>	
011930	124	021600	125	108503	129	184000	136
011940	124	021620	125			184050	136
011950	124	021700	125	<b>Oil suction guns</b>		184100	136
012020	124	021720	125	113700	135	184150	136
012220	124	021740	125	113710	135	184200	136
013060	124	022160	125	113910	135	184201	136
013100	124	022220	125			185001	136
013140	124	022260	125	<b>Grease connectors and nozzles</b>			
013160	124	022600	125	121011	130	<b>Water and fluid guns</b>	
013180	124	022620	125	121020	130	186000	136
013220	124	023220	125	121050	130	186300	63
013240	124	023600	125	122001	130		
013260	124	023620	125	122011	130	<b>Spray and inflator guns</b>	
013280	124	023640	125	122011	130	187000	136
013300	124	024620	125	123001	130	188000	136
013320	124	024640	125	123011	130	195000	136
013340	124	025620	125	124011	130	199800	136
013500	124	025640	125	126000	130		
013520	124	031939	125	126100	130	<b>Hand tyre pumps</b>	
013540	124	031949	125	126200	130	208500	136
013600	124	031950	125	126400	130	208501	136
013620	124	031960	125	126500	130	208600	136
013700	124	032060	125	128003	129	208601	136
013720	124	032160	125	128004	129	208700	136
013740	124	032220	125	128005	129	208701	136
013900	124	032260	125	128033	129		
013910	124	032600	125	128123	129	<b>Hose barb adaptors</b>	
015060	124	032620	125			238000	139
015100	124	032740	125	<b>Grease outlet hoses</b>		238001	139
015140	124	032939	125	136021	131	238100	139
015160	124	032949	125	136031	131	238101	139
015180	124	032959	125	136041	131	238102	139
015220	124	050001	124	136051	131	238200	139
015240	124	051060	124	136201	131	238201	139
015260	124	051160	124	137021	131	238300	139
015280	124	051220	124	137031	131	238301	139
015300	124	051260	124	137041	131	238302	139
015320	124	051600	124	137051	131	238400	139
015340	124	052060	124	137201	131	238500	139
015500	124	052160	124	140020	131		
015520	124	052220	124	140030	131		



PART No.	PAGE	PART No.	PAGE	PART No.	PAGE	PART No.	PAGE
<b>Connection adaptors, air</b>		253210	138	289309	143	<b>Bung adaptors</b>	
239000	24, 32, 41, 139	253213	138	289400	146	360000	23
239001	41, 139	259012	138	<b>Hand operated transfer pumps</b>			
239002	24, 32, 139	259014	138	300007	134	360001	23
239003	139	259038	41, 138	300401	134	360002	23
239004	24, 32, 139	259112	138	300500	134	360006	23
239005	139	259114	138	300501	134	<b>Oil pump and hose reel</b>	
239101	139	259138	138	302001	134	<b>brackets</b>	
239102	139	259206	138	304500	133	360102	23
239103	139	259208	138	304509	134	360103	23
239104	139	259210	138	306100	133	360109	23
239200	139	259213	138	306200	133	360111	59
239201	139	<b>Shop furniture</b>		306300	133	360113	59, 86
239300	139	280100	143	306400	133	360114	59
239302	139	280200	143	308000	133	360115	59
239303	139	280300	143	<b>Accessories</b>			
239350	139	280320	142	314530	133	360116	59
<b>Air treatment units</b>		280400	143	314540	133	360117	59
240000	137	280420	142	318000	135	360118	59
240200	32, 137	280430	142	318001	135	360119	59
240201	24, 32, 41, 137	280500	143	<b>Lube dispensers</b>			
240300	137	280510	143	320300	133	360120	23
240400	32, 137	280520	142	320310	133	360122	59
240500	24, 32, 41, 137	280530	142	320320	133	360125	31
241001	24, 137	281200	144	320400	132	360126	59
241201	24, 137	281300	144	<b>Self contained oil dispensers</b>			
241301	137	281400	144	324000	82	360127	59
241401	24, 32, 137	281500	144	324010	82	360131	41
241501	24, 32, 137	281501	94	325000	82	360133	32
242102	137	282100	144	325010	82	360134	86
242202	137	282101	146	326000	83	360135	59, 86
242302	137	282200	144	326010	83	360137	41
242402	137	282201	146	327020	82	360160	60
<b>Air hoses</b>		282300	144	328010	83	360161	60
246006	24, 32, 41, 137	282301	146	<b>Air operated piston pumps</b>			
246010	24, 32, 41, 137	282400	144	<b>for other fluids</b>			
246015	24, 32, 41, 137	282401	146	330100	42	360162	60
246030	137	282500	144	331120	43	360163	60
246060	137	282501	146	333120	43	360164	60
246100	137	283100	145	<b>Accessories</b>			
246100	137	283200	145	331110.002	43	360165	60
246150	137	283201	145	<b>Air operated piston pumps</b>			
247706	24, 137	283202	145	<b>for oils</b>			
247710	24, 137	283900	145	340120	14	360100	116
247715	24, 137	284100	146	341120	14	361110	63
<b>Air quick couplers</b>		284201	146	343000	17	361200	63
250512	138	285100	142	347120	15	<b>Oil hoses and pump</b>	
250514	138	<b>Shop furniture accessories</b>		348120	15	<b>connection kits</b>	
250538	138	289100	146	349120	16	362100	24, 32
250612	138	289101	146	351120	12	362101	24, 32
250614	138	289105	144	351121	42	362102	24
250638	138	289106	146	352120	12	362103	24
250708	138	289107	146	353120	13	362104	24
250710	138	289108	146	353121	13	362106	24
253012	138	289109	146	354120	13	362110	24
253014	138	289110	146	356120	12	362115	24
253038	138	289111	146	358120	13	362300	24
253112	138	289112	146	<b>Pressure relief valves</b>			
253114	41, 138	289205	144	362913	24	362301	24
253138	138	289206	144	<b>Oil valves and oil bar</b>			
253206	138	289305	143	360100	116	362303	24
253208	138	289307	143	361110	63	362305	24
				361200	63	362400	23
						362910	18
						362911	18
						362914	18

PART No.	PAGE	PART No.	PAGE	PART No.	PAGE	PART No.	PAGE
<b>Oil control guns for oil</b>		<b>Waste oil suction unit, 24 litres</b>		381550 . . . . . 70		412112 . . . . . 32	
363041 . . . . .	63	371600 . . . . .	101	381600 . . . . .	69	412115 . . . . .	32
363075 . . . . .	62	<b>Waste oil drainers, 100 litres</b>		381700 . . . . .	70	412190 . . . . .	32
363077 . . . . .	62	372000 . . . . .	102	381903 . . . . .	69	412391 . . . . .	32
363078 . . . . .	62	372002 . . . . .	109	381904 . . . . .	70	412392 . . . . .	32
363079 . . . . .	62	372003 . . . . .	109	381905 . . . . .	69	412920 . . . . .	30
363082 . . . . .	62	372100 . . . . .	100	381910 . . . . .	70	412930 . . . . .	30
364030 . . . . .	116	372200 . . . . .	98	381911 . . . . .	70	<b>Grease control guns</b>	
<b>Hose end meters for oil and other fluids</b>		372200 . . . . .	98	381912 . . . . .	70	413077 . . . . .	62
365300 . . . . .	65	372300 . . . . .	98	381950 . . . . .	70	413080 . . . . .	62
365601 . . . . .	64	372400 . . . . .	98	381953 . . . . .	69	413081 . . . . .	62
365602 . . . . .	64	372500 . . . . .	102	382001 . . . . .	74	413082 . . . . .	62
365603 . . . . .	64	372600 . . . . .	100	382005 . . . . .	74	<b>Grease swivels</b>	
365604 . . . . .	64	<b>Waste oil drainers, 70 litres</b>		382010 . . . . .	74	414100 . . . . .	67
365605 . . . . .	64	373000 . . . . .	103	382012 . . . . .	74	414200 . . . . .	67
365607 . . . . .	64	373002 . . . . .	109	382050 . . . . .	74	414300 . . . . .	67
365607 . . . . .	64	373100 . . . . .	101	382100 . . . . .	74	<b>Hose end meters for grease</b>	
365675 . . . . .	65	373200 . . . . .	99	382110 . . . . .	71, 74	415000 . . . . .	65
365710 . . . . .	65	373300 . . . . .	99	382112 . . . . .	71	415002 . . . . .	65
365851 . . . . .	64	373400 . . . . .	99	382113 . . . . .	70	<b>Follower plates</b>	
365852 . . . . .	64	373500 . . . . .	103	382115 . . . . .	74	417001 . . . . .	31
365853 . . . . .	64	373600 . . . . .	101	382116 . . . . .	71	417002 . . . . .	31
365854 . . . . .	64	<b>Mobile oil dispensers, 205 litres</b>		382120 . . . . .	74	417003 . . . . .	31
<b>In-line meters for oil and other fluids</b>		376300 . . . . .	84	389001 . . . . .	71, 73	417004 . . . . .	31
366550 . . . . .	63	376610 . . . . .	84	<b>Inductor plate for 185 kg drums</b>		417005 . . . . .	31
366725 . . . . .	66	376750 . . . . .	85	391000 . . . . .	31	417006 . . . . .	31
366726 . . . . .	66, 116	376751 . . . . .	85	<b>Waste oil suction systems, AUTOVAC</b>		<b>Drum covers</b>	
366750 . . . . .	66	378120 . . . . .	84	393100 . . . . .	107	418002 . . . . .	31
366850 . . . . .	66	<b>Air operated oil pump kits</b>		393101 . . . . .	107	418004 . . . . .	31
366851 . . . . .	66	379000 . . . . .	19	399304 . . . . .	108	418006 . . . . .	31
<b>Oil pump accessories</b>		379003 . . . . .	19	399322 . . . . .	108	418013 . . . . .	31
367000 . . . . .	23	379300 . . . . .	19	<b>Air operated grease pumps</b>		418016 . . . . .	31
367003 . . . . .	23	379400 . . . . .	20	401000 . . . . .	29	418026 . . . . .	31
367011 . . . . .	23, 41	379403 . . . . .	20	401025 . . . . .	29	<b>Inductor plate for 185 kg drums with pump</b>	
367012 . . . . .	23, 41	379404 . . . . .	20	402000 . . . . .	28	424000 . . . . .	31
367016 . . . . .	23	379500 . . . . .	21	402025 . . . . .	28	<b>Mobile greasers</b>	
367101 . . . . .	18	379503 . . . . .	21	402050 . . . . .	28	423150 . . . . .	79
367104 . . . . .	18	379504 . . . . .	21	404100 . . . . .	27	424060 . . . . .	81
367105 . . . . .	18	379710 . . . . .	106	405100 . . . . .	27	424061 . . . . .	81
368102 . . . . .	23	379711 . . . . .	106	407200 . . . . .	27	424150 . . . . .	76
368104 . . . . .	23	379900 . . . . .	22	409200 . . . . .	27	424152 . . . . .	76
368105 . . . . .	23	379910 . . . . .	22	<b>Bung adaptors</b>		424170 . . . . .	76
368107 . . . . .	23	379920 . . . . .	22	410000 . . . . .	32	424170.030 . . . . .	76
368111 . . . . .	23	<b>Oil management and inventory control systems</b>		410001 . . . . .	32	424172 . . . . .	76
368112 . . . . .	23	380550 . . . . .	71	410002 . . . . .	32	424172.030 . . . . .	76
<b>Oil gun and hose end meter accessories</b>		380551 . . . . .	71	<b>In-line grease meters</b>		425150 . . . . .	77
369200 . . . . .	67	381000 . . . . .	69	411100 . . . . .	66	425150.006 . . . . .	77
369205 . . . . .	67	381001 . . . . .	69	<b>Grease hoses and pump connection kits</b>		425290 . . . . .	77
369215 . . . . .	67	381002 . . . . .	73	412101 . . . . .	32	426200 . . . . .	79
369216 . . . . .	67	381003 . . . . .	73	412102 . . . . .	32	426243 . . . . .	79
369217 . . . . .	67	381004 . . . . .	73	412103 . . . . .	32	426262 . . . . .	89
369218 . . . . .	67	381005 . . . . .	73	412104 . . . . .	32	428200 . . . . .	78
369900 . . . . .	24	381013 . . . . .	69	412106 . . . . .	32	428243 . . . . .	78
<b>Mobile oil dispensers, 50 litres</b>		381102 . . . . .	70	412108 . . . . .	32	428262 . . . . .	88
370400 . . . . .	83	381200 . . . . .	70	412110 . . . . .	32		
370500 . . . . .	83	381300 . . . . .	70, 71				
		381350 . . . . .	70, 71				
		381500 . . . . .	69				
		381501 . . . . .	69				

PART No.	PAGE	PART No.	PAGE	PART No.	PAGE	PART No.	PAGE
<b>Grease pump kits</b>		486500	80	507001	51	561026	117
429800	30			507002	51		
429810	30	<b>Compact air reels</b>		507030	51	<b>230 &amp; 380 V AC oil pumps</b>	
429900	30	500115	58	507031	51	561100	118
		500116	58	507032	51	561101	118
<b>Drum trolleys</b>				507042	51	561110	119
430000	86	<b>Open reels, 501 series</b>		507060	51	561200	118
431000	86, 109	501100	47	507062	51	561201	118
431001	86	501198	47	507101	51	561210	119
432000	86, 109	501200	47	507121	51	561300	118
432814	86	501298	47	507122	51	561301	118
		501300	47	507202	51	561310	119
<b>Special waste oil receivers</b>		501398	47	507212	51	561610	120
435000	104			507222	51	561611	120
436000	104	<b>Open reels, 504 series</b>		507300	51	561613	120
436100	104	504150	53	507301	51	561614	120
439100	104	504157	53	507311	51	561615	120
		504158	53	507321	51		
<b>Lubrication benches</b>		504250	53	507421	51	<b>Electric oil pump packages</b>	
450000	94	504350	53	507503	51, 108	562000	121
450010	94	504351	53	507602	51	562001	121
		504357	53	507622	51	562100	121
<b>Worksite two, fluid and energy service column</b>		504358	53			562101	121
450100	60	504450	53	<b>Open reels - 508 series</b>		562105	122
450101	60	504458	53	508002	57	562106	122
				508004	57	562205	122
<b>Field service units</b>		<b>Open reels, 505 series</b>		508125	57	562206	122
450200	95	505002	55	508152	57		
451000	95	505014	55	508225	57	<b>Pulse meters</b>	
452000	95	505224	55	508234	57	600281	71, 73
		505232	55	508244	57	600600	71, 73
		505332	55	508252	57		
<b>Grease pump and reel packages</b>		505502	55			<b>Air operated fluid piston pump</b>	
453602	89	505524	55	<b>Hose reel accessories</b>		601202	43
453603	89			526001	51, 53		
		<b>Open reels - 506 series</b>		526002	51, 53	<b>Drum pump</b>	
<b>Oil pump packages</b>		506000	49	526004	51, 53	605000	133
454002	90	506001	49	528001	57		
454003	90	506002	49	528002	55, 57	<b>Pressure relief valve</b>	
454009	90	506030	49	528004	55, 57	609007	24
454010	90	506031	49				
454100	91	506032	49	<b>DirectFlo diaphragm pumps, kits and accessories</b>		<b>Cable reels</b>	
454110	91	506042	49	551010	40	612100	58
454111	91	506060	49	551015	40	612200	58
454150	91	506062	49	552010	38	612300	58
454600	92	506101	49	552015	38		
454605	92	506121	49	552017	38	<b>Jerry cans</b>	
454651	92	506202	49	552025	39	622005	135
454653	92	506212	49	553010	36	622010	135
454659	92	506222	49	553020	37	622020	135
454694	93	506300	49	557011	85	629001	135
454695	93	506301	49	557012	85	629002	135
454697	93	506311	49	558338	41		
454699	93	506321	49	559100	105	<b>Funnels and measures</b>	
		506421	49	559110	105	670019	135
<b>Mobile cabinets</b>		506503	49, 108	559201	60	670023	135
480021	86	506602	49			671030	135
480050	86	506622	49	<b>12 &amp; 24 V DC oil pumps</b>		671031	135
482200	80	506702	49	561012	117	675001	135
482500	80	506722	49	561013	117	675002	135
485000	86			561014	117	675003	135
485120	86	<b>Open reels - 507 series</b>		561024	117	675005	135
486200	80	507000	51	561025	117	679000	135

PART No.	PAGE	PART No.	PAGE	PART No.	PAGE
679001	135	728903	146	945592	24, 32
679002	135	728904	146	945593	24, 32, 41, 51, 53
<b>In-line meters for diesel</b>		728905	146	945599	57
680300	116	728906	146	945670	24
680301	116	728907	146	945674	55
<b>12 &amp; 24 V DC diesel pumps</b>		728909	146	945675	55
684450	113	728910	146	945676	51, 53
684451	113	728911	146	945681	24
684460	113	728924	146	945713	51, 53
684461	113	<b>Accessories</b>		945714	51, 53
684512	112	730603	133	945715	55
684524	112	736349	70	945716	57
684530	112	736353	70	945717	55
684531	112	736377	70	945719	57
684540	112	736502	67	945720	57
684541	112	736511	67	<b>Shut off valves</b>	
<b>230 V, 50 Hz AC diesel pumps</b>		736601	67	950300	24, 108
685710	115	<b>Waste oil suction canes, connectors and accessories</b>		950302	24, 32, 41
685712	115	737946	110	950303	24, 108
685713	115	737947	110	950304	32
685715	115	737948	110	950306	24
685716	115	737949	110	950308	24
685717	115	737950	110	950312	24
685720	114	737952	110	950317	24
685721	114	737953	110	950318	24, 32, 41
685730	114	737954	110	950319	24, 32
685731	114	737955	110	950320	24
685741	114	737958	110	950321	24, 32, 41
685750	115	737959	110	950352	109
685751	115	737967	109	950353	109
685771	114	737972	108, 110	<b>Y strainers</b>	
<b>Diesel nozzles</b>		737974	108	950370	24
688001	116	741300	67	950371	24
688300	116	741304	67	<b>DF pump silencer</b>	
<b>Diesel pump accessories</b>		741306	67	951432	41
689021	116	741602	31, 133		
689022	116	743305	109		
689030	116	<b>Oil pump brackets</b>			
689031	116	755900	41		
689035	116	<b>Accessories</b>			
689036	116	836404	67		
689037	116	836504	66		
689044	112, 113, 114	<b>Connection adapters, oil and grease</b>			
<b>Grease outlet stems</b>		945513	24, 109		
710214	131	945516	24, 32		
710215	131	945548	24		
710297	131	945551	24, 109		
710298	131	945552	24, 41		
710659	131	945554	24, 32, 41		
710710	131	945555	24, 41		
<b>Blow gun extension tube</b>		945556	24, 32		
718229	136	945557	24, 32		
<b>Shop furniture accessories</b>		945565	24		
728900	146	945567	24		
728901	146	945572	24		
728902	146	945590	24, 32		
		945591	24, 32		





**SAMOA INDUSTRIAL, S.A.**

SPAIN AND EXPORT MARKETS

BOX. 103

POL. IND. PORCEYO, I-14 - CAMINO DEL FONTÁN, 831

E-33392 GIJÓN (ASTURIAS) SPAIN

TEL.: +34 985 381 488 - FAX: + 34 985 147 213

export@samoaindustrial.com - www.samoaindustrial.com

**SAMOA LTD.**

UNITED KINGDOM AND REP. OF IRELAND

ASTURIAS HOUSE - BARRS FOLD ROAD

WINGATES INDUSTRIAL PARK

WESTHOUGHTON, BL5 3XP

TEL.: +44 1942 85 06 00 - FAX: +44 1942 81 21 60

sales@samoaltd.uk - www.samoaltd.uk

**SAMOA S.A.R.L.**

FRANCE

4, RUE DE ZELLENBERG

67600 SELESTAT

TEL.: +33 388 827 962 - FAX: +33 388 827 788

samoafrance@samoafrance.com - www.samoafrance.com

**SAMOA-HALLBAUER GMBH**

GERMANY AND AUSTRIA

INDUSTRIESTRASSE, 18

D-68519 VIERNHEIM

TEL.: +49 6204 7095-0 - FAX: +49 6204 7095-33

info@samoahallbauer.de - www.samoahallbauer.de

**SAMSON CORPORATION**

NORTH AMERICA

ONE SAMSON WAY

SWANNANOVA, NC 28778

TEL.: +1 828 686 8511 - FAX: +1 828 686 8533

info@samsoncorporation.com - www.samsoncorporation.com

**SAMOA CHINA SALES OFFICE**

ROOM 702, RONG GUANG BUSINESS CENTER

572 KUN MING ROAD, SHANGHAI 200082

TEL.: +86 21 55150064 - FAX: +86 21 51027883

china@samoaindustrial.com

©Copyright, SAMOA INDUSTRIAL, S.A.

SAMOA Industrial, S.A. is an ISO 9001, ISO 14001  
and OHSAS 18001 certified company.

